



PULSAFEEDER®



GLOBAL
LEADER IN
FLUID HANDLING
TECHNOLOGIES

CATALOG

PUMPS

7-28 SOLENOID METERING PUMP

7-8

PULSATRON SERIES MP

9-10

PULSATRON SERIES E PLUS

11-12

PULSATRON SERIES E PLUS

13-14

PULSATRON SERIES HV

15-16

PULSATRON SERIES E

17-18

PULSATRON SERIES E-DC

19-20

PULSATRON SERIES A PLUS

21-22

PULSTRON SERIES T7

23-24

PULSATRON SERIES C PLUS

25-26

PULSATRON SERIES C

27-28

PULSATRON OPTIONAL ACCESSORIES

27-32 MOTOR DRIVEN METERING PUMP

29-30

BLACKLINE SERIES MD

31-32

BLACKLINE PRO

33-36 PERISTALTIC METERING PUMP

33-34

CHEM-TECH SERIES XP

35-36

CHEM-TECH SERIES XPV

37-38 DIAPHRAGM METERING PUMP

37-38

CHEM-TECH SERIES 100

37-42 PERISTALTIC METERING PUMP

39

MEC-O-MATIC SERIES DOLPHIN

40

MEC-O-MATIC SERIES VSP

41-42

MEC-O-MATIC SERIES 2400T & 2400T PLUS

CONTROLLERS

43-46 COOLING TOWER CONTROLLERS

43-44
MICROVISION EX

45
MICROVISION

46
MICROTRAC

47-48 BOILER CONTROLLERS

47-48
MICROVISION BOILER

49 CONDENSATE CONTROLLERS

49
MICROVISION CONDENSATE

50 PROGRAMMABLE TIMER

50
MICROVISION TIMER

ACCESSORIES

51-54
WATER METERS

55
CAPACITOR RETURN VALVE

56
SOLENOID VALVE

57-58
CORROSION COUPON RACKS

59-60
MIXERS

61-62
SOLUTION TANKS

63
FLOW METER

63
PRESSURE REDUCING VALVE

64
BACK PRESSURE VALVE

64
WALL MOUNT BRACKET

65
LOW FLOW METER

65
PRESSURE GAUGE

66
CORPORATION STOP

67-68
PULSATION DAMPENER



PULSAFEEDER FLORIDA HEADQUARTERS Punta Gorda, Florida, USA



SOLUTIONS PROVIDER

With over 75 years of expertise, each pump is uniquely designed for the task at hand, from simple solutions to the most advanced and demanding applications.



RELIABLE, QUALITY PRODUCTS

Pulsafeeder's production process, meet ISO 9001:2015 quality standards. Our manufacturing facility uses Six-Sigma and Lean Kaizen tools.



TRUSTED SOLUTIONS

Offering one of the broadest selections of pumping principles, designs, materials and options available, Pulsafeeder pumps are time and field tested to meet or exceed your expectations.



INDUSTRY & APPLICATION SUPPORT

Channel support group of customer service, technical service, engineers, and sales team provide world class support and service to all our customers worldwide.



GLOBAL SALES & SERVICE

Through our global network of representatives, Pulsafeeder assures that products & local support are available for total customer satisfaction



DID YOU KNOW?

Pulsafeeder's beginnings date back to 1942 - when Larry Wilson designed the first pump that could dose chemicals at an adjustable flow, both accurately and without leakage.





WE HAVE THE PRODUCTS FOR YOUR INDUSTRY

We have experience with thousands of liquids that allow us to deliver proven solutions for your application.



COOLING TOWER

Eliminate corrosion scale and slime.

- Corrosion Inhibitors
- Scale Inhibitors
- Biocides



BOILER

Eliminate corrosion, and scale build-up

- Corrosion Inhibitors
- Scale Inhibitors



AGRICULTURE & IRRIGATION

Drinking water treatment, feed water antibiotic, egg production cleaning/sanitizing, grow out process, to medication & antimicrobials of livestock drinking water.

- Insecticides
- Rust control additives



AUTOMOTIVE

Solution for maintaining concentrated solutions in car wash systems and also blending applications in automotive manufacturing processes.

- Cleaning Foam
- Wax
- Tire Shine



POOL & SPA

Chlorination, pH control and more

- Chlorine
- Soda Ash



CHEMICAL FEED

- Acids & Bases
- Alcohols & Solvents
- Soaps & Detergents



WATER CONDITIONING

Potable Water

- Sodium Hypochlorite
- Hydrogen Peroxide
- Soda Ash
- Fluoride
- Phosphate
- Potassium Permanganate



WASTEWATER TREATMENT

Pollution control of waters being returned to the environment and fresh water from recycling of industrial process water

- Polymer
- Sodium Hydroxide
- Sulfuric Acid
- Ferric Chloride



WAREWASH

Low flow detergent injection

- Detergents



FOOD & BEVERAGE

Breweries, distilleries, bottling, animal feed and wineries

- Colorants & Dyes
- Sugars
- Edible Oils



PULP & PAPER

Injection of bleach, dyes or additives to chemical injection for waste water treatment

- Sodium Hypochlorite
- Dyes
- Additives

ADVANTAGES

- Six-button Touch Pad Control with internationally recognized symbols for simplified programming.
- Simple Prompts in plain language allow for easy-to-understand instructions for programming. Available in four languages.
- LCD, 3 line backlit multi-lingual display allows for easy reading and user-friendly programming.
- Calibrated Flow Rate display in GPH or LPH with total volume pumped in the last day, month and since last reset.

APPLICATIONS

- Water Treatment
- Wastewater Treatment
- Water Conditioning
- Food & Beverage
- Chemical Feed
- Automotive

FEATURES & BENEFITS

- Automatic Control, Fully scalable 4-20mA input signal that can also be calibrated to precisely match the current signal reading of the sending device.
- Manual Control allows for a combined 1000:1 turndown resulting in accurate metering for critical applications.
- An optional 4-20mA output provides a remote indication of pump speed, you can remotely confirm the pump's speed is adjusting to your process parameters, and more accurately estimate chemical usage over time. Factory calibrated for easy installation in the field.
- Flow Verification option is available on select sizes.
- Relay Output for computer interface or AC power allows for remote pump status.
- Alarm Signals for signal loss, full count, circuit failure, pulse overflow and pulse rate high.
- Liquid low level indicator capability is standard.
- Timed Sequences can be set for selected intervals and rate for repetitive metering.
- Pulse Signals can be multiplied or divided by 1 to 999 allowing for nominal and peak requirements.
- Safe & Easy Priming with durable leak-free bleed valve assembly (standard).



SERIES MP

MODEL	Capacity Nominal (Max)			Pressure (Max)	
	GPH	GPD	LPH	PSIG	BAR
LMK2	0.13	3	0.5	300	21
LMB2	0.21	5	0.8	250	17
LMA2	0.25	6	0.9	150	10
LMD3	0.50	12	1.9	250	17
LMB3	0.50	12	1.9	150	10
LMA3	0.50	12	1.9	100	7
LMK3	0.60	14	2.3	100	7
LMF4	0.85	20	3.2	250	17
LMD4	0.90	22	3.4	150	10
LMB4	1.00	24	3.8	100	7
LMH4	1.70	41	6.4	250	17
LMG4	1.75	42	6.6	150	10
LME4	1.85	44	7.0	100	7
LMK5	2.50	60	9.5	150	10
LMH5	3.15	76	11.9	150	10
LMH6	5.00	120	18.9	100	7
LMK7	8.00	192	30.3	50	3.3
LMH7	10.00	240	37.9	35	2.4
LMH8	21.00	504	79.5	20	1.3

CONTROLS

- 4-20mA or 20-4mA.
- Water meter Pulse input.
- Timed cycle operation.
- Single shot batch (count strokes).

SPECIFICATIONS

Reproducibility:	+/- 2% at maximum capacity		
Viscosity Max Centipoise:	1,000 CPS standard Models up to 10,000 CPS available		
Controls:	6-Station Switch		
Status Display:	Graphical LCD with Back Light		
LED Indicator Lights, Panel Mount:	Power On - Green		
	Pulsing - Green Flashing		
	Stop - Red		
Stroke Frequency Max Strokes Per Minute:	125 SPM		
External Stroke Frequency Control (Automatic):	4-20mADC, 20-4 mADC External Pacing		
Output Relay (Signal Level Option):	24 VDC, 10 mA		
Output Relay (Power Option):	250 VAC, 50/60 Hz, 0.5 Amps		
Optional 4-20mA Output	24 VDC (850 Ohms Max.)		
Stroke Frequency Turn-Down Ratio:	100:1		
Stroke Length Turn-Down Ratio:	10:1		
Power Input:	115 VAC / 50-60 Hz / 1 ph		
	230 VAC / 50-60 Hz / 1 ph		
Average Current Draw:			
@ 115 VAC; Amps:	1.0 Amps		
@ 230 VAC; Amps:	0.5 Amps		
Peak Input Power:	300 Watts		
Average Input Power @ Max SPM:	130 Watts		
Approvals:	Conforms to ANSI/NSF STD. 50		
Connections:	Tubing	1/4" ID X 3/8" OD	3/8" ID X 1/2" OD
		3/8" ID X 1/2" OD	1/2" ID X 3/4" OD
		Flow Verification (Noted below)	
	Piping	1/4" FNPT	1/4" FNPT
			1/2" FNPT
Capacity Nominal (Max.):	GPH	0.13 to 1.85	2.50 to 21.00
	GPD	3 to 44	60 to 504
	LPH	0.5 to 7	9.5 to 79.5



GPH / LPH
0.13 to 21.0 GPH
0.5 to 79.5 LPH



PRESSURE
20 to 300 PSI
1.3 to 21 BAR

APPROVALS



Tested and Certified by WQA
against NSF/ANSI 61 & 372.



PVDF & PVC Degass Head Pumps.
See www.wqa.org for
certification parameters.

WET END MATERIALS

- GFPPPL Pump Head & Fittings - Great for use with most chemicals and applications such as cooling tower treatment.
- PVDF Pump Head & Fittings - Great for use with corrosive chemicals and applications such as pH control.
- PVC Pump Head & Fittings - Great for use with gassing chemicals such as sodium hypochlorite and applications such as water disinfection.
- 316 SS Pump Head & Fittings - Great for harsh chemicals and applications such as Oil & Gas.

CONNECTIONS

- Connections sizes are dependent on pumps GPH/LPH.
- Tubing connections in 0.25" ID x 0.38" OD, 0.38" ID x 0.50" OD, or 0.50" ID x 0.75" OD.
- Degas Head pumps have tubing connection of 0.25" ID x 0.38" OD.
- Piping connections in either 0.25" or 0.50" FNPT.
- Metric connections available in G 1/2 A threads, 4 mm ID x 6 mm OD, or 9 mm ID x 12 mm OD.

ADVANTAGES

- Highly Reliable timing circuit.
- Circuit Protection against voltage and current upsets.
- Panel Mounted Fuse.
- Solenoid Protection by thermal overload with auto reset.
- Water Resistant, for outdoor and indoor applications.
- Indicator Lights, panel mounted.

APPLICATIONS

- Water Treatment
- Wastewater Treatment
- Water Conditioning
- Food & Beverage
- Chemical Feed
- Automotive

FEATURES & BENEFITS

- Automatic Control, available with 4-20 mADC direct or external pacing, with stop function.
- Manual Control by on-line adjustable stroke rate and stroke length.
- Auto-Off-Manual switch.
- Guided Ball Check Valve System, to reduce back flow and enhance outstanding priming characteristics.
- Safe & Easy Priming with durable leak-free bleed valve assembly (standard).



SERIES E PLUS

MODEL	Capacity Nominal (Max)			Pressure (Max)	
	GPH	GPD	LPH	PSIG	BAR
LPK2	0.13	3	0.5	300	21
LPB2	0.21	5	0.8	250	17
LPA2	0.25	6	0.9	150	10
LPD3	0.50	12	1.9	250	17
LPB3	0.50	12	1.9	150	10
LPA3	0.50	12	1.9	100	7
LPK3	0.60	14	2.3	100	7
LPF4	0.85	20	3.2	250	17
LPD4	0.90	22	3.4	150	10
LPB4	1.00	24	3.8	100	7
LPH4	1.70	41	6.4	250	17
LPG4	1.75	42	6.6	150	10
LPE4	1.85	44	7.0	100	7
LPK5	2.50	60	9.5	150	10
LPH5	3.15	76	11.9	150	10
LPG5	4.00	96	15.1	100	7
LPH6	5.00	120	18.9	100	7
LPK7	8.00	192	30.3	50	3.3
LPH7	10.00	240	37.9	35	2.4
LPJ7	10.00	240	37.9	80	5.5
LPH8	25.00	600	94.6	30	2

CONTROLS

- Manual On/Off: Used for simple metering applications.
- 4-20mA DC Direct with Stop: When the application requires the metering pumps speed to be controlled remotely by instrumentation.
- External / Remote Pacing with Stop: When the application requires the metering pumps speed to be controlled by a contacting Water Meter.

SPECIFICATIONS

Reproducibility:		+/- 2% at maximum capacity	
Viscosity Max Centipoise:		1,000 CPS standard Models up to 10,000 CPS available	
Stroke Frequency Max Strokes Per Minute:		125 SPM	
Stroke Frequency Turn-Down Ratio:		10:1	
Stroke Length Turn-Down Ratio:		10:1	
Power Input:		115 VAC / 50-60 Hz / 1 ph 230 VAC / 50-60 Hz / 1 ph	
Average Current Draw:			
@ 115 VAC; Amps:		1.0 Amps	
@ 230 VAC; Amps:		0.5 Amps	
Peak Input Power:		300 Watts	
Average Input Power @ Max SPM:		130 Watts	
Approvals:		Conforms to ANSI/NSF STD. 50	
Connections:	Tubing	1/4" ID X 3/8" OD	3/8" ID X 1/2" OD
		3/8" ID X 1/2" OD	1/2" ID X 3/4" OD (LPH8 Only)
	Piping	1/4" FNPT	1/4" FNPT 1/2" FNPT
Capacity Nominal (Max.):	GPH	0.13 to 1.85	2.50 to 25.00
	GPD	3 to 44	60 to 600
	LPH	0.5 to 7	9.5 to 94.6



GPH / LPH
0.13 to 25.0 GPH
0.5 to 94.6 LPH



PRESSURE
30 to 300 PSI
2.0 to 21 BAR

APPROVALS



Tested and Certified by WQA
against NSF/ANSI 61 & 372.



PVDF & PVC Degass Head Pumps.
See www.wqa.org for
certification parameters.

WET END MATERIALS

- GFPPPL Pump Head & Fittings - Great for use with most chemicals and applications such as cooling tower treatment.
- PVDF Pump Head & Fittings - Great for use with corrosive chemicals and applications such as pH control.
- PVC Pump Head & Fittings - Great for use with gassing chemicals such as sodium hypochlorite and applications such as water disinfection.
- 316 SS Pump Head & Fittings - Great for harsh chemicals and applications such as Oil & Gas.

CONNECTIONS

- Connections sizes are dependent on pumps GPH/LPH.
- Tubing connections in 0.25" ID x 0.38" OD, 0.38" ID x 0.50" OD.
- Degass Head pumps have tubing connection of 0.25" ID x 0.38" OD.
- Piping connections in either 0.25" or 0.50" FNPT.
- Metric connections available in G 1/2 A threads 4 mm ID x 6 mm OD, or 9 mm ID x 12 mm OD.

ADVANTAGES

- Highly Reliable timing circuit.
- Circuit Protection against voltage and current upsets.
- Panel Mounted Fuse.
- Solenoid Protection by thermal overload with auto reset.
- Water Resistant, for outdoor and indoor applications.
- Indicator Lights, for pump stroke and water meter input.

APPLICATIONS

- Livestock
- Water Treatment
- Wastewater Treatment
- Water Conditioning
- Food & Beverage
- Chemical Feed
- Automotive

FEATURES & BENEFITS

- Automatic Control, pump speed is automatically adjusted to maintain the ratio that is set.
- Manual Control by on-line adjustable stroke length.
- Prime mode allows the pump to operate at 100% speed.
- Standby mode allows the pump to be stopped and act as a water meter signal repeater.
- Guided Ball Check Valve System, to reduce back flow and enhance outstanding priming characteristics.
- Safe & Easy Priming with durable leak-free bleed valve assembly (standard).



SERIES E+ RC

MODEL	Capacity Nominal (Max)			Pressure (Max)	
	GPH	GPD	LPH	PSIG	BAR
RPE4	1.85	44	7	100	7
RPG5	4.00	96	15.1	100	7
RPH6	5.00	120	18.9	100	7
Max. Water flow @ 1 Oz/Gallon dose			RPE4	RPG5	RPH6
@ 70 PSI (5.5 BAR)		GPM	4.0	8.5	10.0
		LPM	15.1	32.2	37.9
@ 50 PSI (3.4 BAR)		GPM	5.0	9.0	14.0
		LPM	18.9	34.1	53.0

CONTROLS

- Manual stroke length turn-down ration 10:1.
- Automatic stroke rate with adjustment range 0.1 to 1.0 Oz/gallon.
- Water meter pulse per gallon setting: 1PPG, 2PPG, 4PPG & 10PPG.
- Water output signal duplicates the water meter input signal for pacing other pumps.

SPECIFICATIONS

Reproducibility:	+/- 2% at maximum capacity	
Viscosity Max Centipoise:	1,000 CPS standard	
Stroke Frequency Max Strokes Per Minute:	125 SPM	
Stroke Frequency Turn-Down Ratio:	0.1 to 1.0 Oz/Gallon	
Stroke Length Turn-Down Ratio:	10:1	
Power Input:	115 VAC / 50-60 Hz / 1 ph	
Average Current Draw:		
@ 115 VAC; Amps:	1.0 Amps	
Peak Input Power:	300 Watts	
Average Input Power @ Max SPM:	130 Watts	
Approvals:	Conforms to ANSI/NSF STD. 50	
Connections:	Tubing	1/4" ID X 3/8" OD
		3/8" ID X 1/2" OD
	Piping	1/4" FNPT
Capacity Nominal (Max.):	GPH	1.85 to 5
	GPD	44 to 120
	LPH	7 to 18.9



GPH / LPH
1.85 to 5 GPH
7 to 18.9 LPH



PRESSURE
100 PSI
7 BAR

APPROVALS



Tested and Certified by WQA
against NSF/ANSI 61 & 372.



PVDF & PVC Degass Head Pumps.
See www.wqa.org for
certification parameters.

WET END MATERIALS

- GFPP Pump Head & Fittings - Great for use with most chemicals and applications such as cooling tower treatment.
- PVDF Pump Head & Fittings - Great for use with corrosive chemicals and applications such as pH control.
- PVC Pump Head & Fittings - Great for use with gassing chemicals such as sodium hypochlorite and applications such as water disinfection.
- 316 SS Pump Head & Fittings - Great for harsh chemicals and applications such as Oil & Gas.

CONNECTIONS

- Connections sizes are dependent on pumps GPH/LPH.
- Tubing connections in 0.25" ID x 0.38" OD, 0.38" ID x 0.50" OD.
- Degass Head pumps have tubing connection of 0.25" ID x 0.38" OD.
- Piping connections in either 0.25" or 0.50" FNPT.
- Metric connections available in G 1/2 A threads 4 mm ID x 6 mm OD, or 9 mm ID x 12 mm OD.

ADVANTAGES

- Highly Reliable timing circuit.
- Circuit Protection against voltage and current upsets.
- Panel Mounted Fuse.
- Solenoid Protection by thermal overload with auto reset.
- Water Resistant, for outdoor and indoor applications.
- Indicator Lights, panel mounted.

APPLICATIONS

- Water Treatment
- Wastewater Treatment
- Water Conditioning
- Food & Beverage
- Chemical Feed
- Automotive

FEATURES & BENEFITS

- Automatic Control, available with 4-20 mADC direct or external pacing, with stop function.
- Manual Control by on-line adjustable stroke rate and stroke length.
- Auto-Off-Manual switch.
- Guided Ball Check Valve System, to reduce back flow and enhance outstanding priming characteristics.
- Viscosities to 20,000 CPS.



SERIES HV

MODEL	Capacity Nominal (Max)			Pressure (Max)	
	GPH	GPD	LPH	PSIG	BAR
LVB3	0.50	12	1.9	150	10
LVF4	1.0	24	3.8	150	10
LVG4	2.0	48	7.6	110	7
LVG5	4.0	96	15.1	110	7
LVH7	10.0	240	37.9	80	5.6

CONTROLS

- Manual On/Off: Used for simple metering applications.
- 4-20mA DC Direct with Stop: When the application requires the metering pumps speed to be controlled remotely by instrumentation.
- External / Remote Pacing with Stop: When the application requires the metering pumps speed to be controlled by a contacting Water Meter.

SPECIFICATIONS

Reproducibility:	+/- 2% at maximum capacity		
Viscosity Max Centipoise:	20,000 CPS		
Stroke Frequency Max Strokes Per Minute:	125 SPM		
Stroke Frequency Turn-Down Ratio:	10:1		
Stroke Length Turn-Down Ratio:	10:1		
Power Input:	115 VAC / 50-60 Hz / 1 ph		
	230 VAC / 50-60 Hz / 1 ph		
Average Current Draw:			
@ 115 VAC; Amps:	1.0 Amps		
@ 230 VAC; Amps:	0.5 Amps		
Peak Input Power:	300 Watts		
Average Input Power @ Max SPM:	130 Watts		
Approvals:	Conforms to ANSI/NSF STD. 50		
Connections:	Tubing	(S) 1/2" ID X 3/4" OD	(S & D) 1/2" ID X 3/4" OD
		(D) 3/8" ID X 1/2" OD	
Capacity Nominal (Max.):	GPH	0.5 to 1	2 to 10
	GPD	12 to 24	48 to 240
	LPH	1.9 to 3.8	7.6 to 37.9



GPH / LPH
0.5 to 10.0 GPH
1.9 to 37.9 LPH



PRESSURE
80 to 150 PSI
5.6 to 10 BAR

APPROVALS



WET END MATERIALS

- GFPP & PVC Pump Head & Fittings - Great for use with most polymers and applications such as cooling tower treatment.

CONNECTIONS

- Connections sizes are dependent on pumps GPH/LPH.
- Tubing connections in 0.50" ID x 0.75" OD suction, with 0.38" ID x 0.50" OD discharge.
- Tubing connections in 0.50" ID x 0.75" OD for both suction and discharge.

ADVANTAGES

- Highly Reliable timing circuit.
- Circuit Protection against voltage and current upsets.
- Solenoid Protection by thermal overload with auto reset.
- Water Resistant, for outdoor and indoor applications.
- Internally Dampened To Reduce Noise, very acceptable for household installations.

APPLICATIONS

- Water Treatment
- Wastewater Treatment
- Water Conditioning
- Food & Beverage
- Chemical Feed
- Automotive

FEATURES & BENEFITS

- Manual Control by on-line adjustable stroke rate and stroke length.
- Guided Ball Check Valve System, to reduce back flow and enhance outstanding priming characteristics.
- Safe & Easy Priming with durable leak-free bleed valve assembly (standard).



SERIES E

MODEL	Capacity Nominal (Max)			Pressure (Max)	
	GPH	GPD	LPH	PSIG	BAR
LE12	0.21	5	0.8	250	17
LE02	0.25	6	0.9	150	10
LE33	0.50	12	1.9	250	17
LE13	0.50	12	1.9	150	10
LE03	0.50	12	1.9	100	7
LE34	0.90	22	3.4	150	10
LE14	1.00	24	3.8	100	7
LE44	1.85	44	7	100	7

CONTROLS

- Manual On/Off: Used for simple metering applications.

SPECIFICATIONS

Reproducibility:	+/- 2% at maximum capacity	
Viscosity Max Centipoise:	1,000 CPS standard Models up to 10,000 CPS available	
Stroke Frequency Max Strokes Per Minute:	125 SPM	
Stroke Frequency Turn-Down Ratio:	10:1	
Stroke Length Turn-Down Ratio:	10:1	
Power Input:	115 VAC / 50-60 Hz / 1 ph 230 VAC / 50-60 Hz / 1 ph	
Average Current Draw:		
@ 115 VAC; Amps:	1.0 Amps	
@ 230 VAC; Amps:	0.5 Amps	
Peak Input Power:	300 Watts	
Average Input Power @ Max SPM:	130 Watts	
Approvals:	Conforms to ANSI/NSF STD. 50	
Connections:	Tubing	1/4" ID X 3/8" OD 3/8" ID X 1/2" OD
	Piping	1/4" FNPT
	Capacity Nominal (Max.):	
	GPH	0.21 to 1.85
	GPD	5 to 44
	LPH	0.8 to 7

WET END MATERIALS

- GFPPPL Pump Head & Fittings - Great for use with most chemicals and applications such as cooling tower treatment.
- PVDF Pump Head & Fittings - Great for use with corrosive chemicals and applications such as pH control.
- PVC Pump Head & Fittings - Great for use with gassing chemicals such as sodium hypochlorite and applications such as water disinfection.
- 316 SS Pump Head & Fittings - Great for harsh chemicals and applications such as Oil & Gas.

CONNECTIONS

- Connections sizes are dependent on pumps GPH/LPH.
- Tubing connections in 0.25" ID x 0.38" OD, or 0.38" ID x 0.50" OD.
- Quick Prime tubing connections in 0.25" ID x 0.38" OD.
- Degas Head pumps have tubing connection of 0.25" ID x 0.38" OD.
- Piping connections in either 0.25" or 0.50" FNPT.
- Metric connections available in G 1/2 A threads, 4 mm ID x 6 mm OD, or 6 mm ID x 8 mm OD for Degas Head connections.



GPH / LPH
0.21 to 1.85 GPH
0.8 to 7 LPH



PRESSURE
100 to 250 PSI
7 to 17 BAR

APPROVALS



Tested and Certified by WQA
against NSF/ANSI 61 & 372.



PVDF & PVC Degas Head Pumps.
See www.wqa.org for
certification parameters.

ADVANTAGES

- Highly Reliable timing circuit.
- Circuit Protection against voltage and current upsets.
- Solenoid Protection by thermal overload with auto reset.
- Water Resistant, for outdoor and indoor applications.
- Internally Dampened To Reduce Noise, very acceptable for household installations.

APPLICATIONS

- Water Treatment
- Wastewater Treatment
- Water Conditioning
- Food & Beverage
- Chemical Feed
- Automotive

FEATURES & BENEFITS

- Manual Control by on-line adjustable stroke rate and stroke length.
- Guided Ball Check Valve System, to reduce back flow and enhance outstanding priming characteristics.
- Safe & Easy Priming with durable leak-free bleed valve assembly (standard).
- Powered by 12 Volts DC.



Series E-DC

MODEL	Capacity Nominal (Max)			Pressure (Max)	
	GPH	GPD	LPH	PSIG	BAR
LS02	0.25	6	0.9	150	10
LS13	0.50	12	1.9	150	10
LS14	1.00	24	3.8	100	7
LS44	1.85	44	7.0	100	7

CONTROLS

- Manual On/Off: Used for simple metering applications.

SPECIFICATIONS

Reproducibility:	+/- 3% at maximum capacity	
Viscosity Max Centipoise:	LS02, 13:	300 CPS
	LS14, 44:	1,000 CPS
Stroke Frequency Max Strokes Per Minute:	125 SPM	
Stroke Frequency Turn-Down Ratio:	10:1	
Stroke Length Turn-Down Ratio:	10:1	
Power Input:	2.6 VDC Nominal Range 11.8 - 14.0 VDC	
Average Current Draw:		
Amps: LS02, 13, 14	4.0 Amps	
Amps: LS44	8.0 Amps	
Peak Input Power:		
Power: LS02, 13, 14	138.6 Watts	
Power: LS44	189 Watts	
Average Input Power @ Max SPM:		
Power: LS02, 13, 14	50.4 Watts	
Power: LS44	100.8 Watts	
Connections:	Tubing	1/4" ID X 3/8" OD
		3/8" ID X 1/2" OD
	Piping	1/4" FNPT
Capacity Nominal (Max.):	GPH	0.25 to 1.85
	GPD	6 to 44
	LPH	0.9 to 7



GPH / LPH
0.25 to 1.85 GPH
0.9 to 7 LPH



PRESSURE
100 to 150 PSI
7 to 10 BAR

APPROVALS



Tested and Certified by WQA
against NSF/ANSI 61 & 372.



PVDF & PVC Degass Head Pumps.
See www.wqa.org for
certification parameters.

WET END MATERIALS

- GFPPPL Pump Head & Fittings - Great for use with most chemicals and applications such as cooling tower treatment.
- PVDF Pump Head & Fittings - Great for use with corrosive chemicals and applications such as pH control.
- PVC Pump Head & Fittings - Great for use with gassing chemicals such as sodium hypochlorite and applications such as water disinfection.
- 316 SS Pump Head & Fittings - Great for harsh chemicals and applications such as Oil & Gas.

CONNECTIONS

- Connections sizes are dependent on pumps GPH/LPH.
- Tubing connections in 0.25" ID x 0.38" OD.
- Degass Head pumps have tubing connection of 0.25" ID x 0.38" OD.
- Piping connections in either 0.25".
- Metric connections available in G 1/2 A threads, 4 mm ID x 6 mm OD, or 9 mm ID x 12 mm OD.



ADVANTAGES

- Highly Reliable timing circuit.
- Circuit Protection against voltage and current upsets.
- Solenoid Protection by thermal overload with auto reset.
- Water Resistant, for outdoor and indoor applications.
- Internally Dampened To Reduce Noise, very acceptable for household installations.

APPLICATIONS

- Water Treatment
- Wastewater Treatment
- Water Conditioning
- Food & Beverage
- Chemical Feed
- Automotive

FEATURES & BENEFITS

- Automatic Control, available with external pace with auto/manual selection or external pacing, with stop function.
- Manual Control by on-line adjustable stroke rate and stroke length.
- Guided Ball Check Valve System, to reduce back flow and enhance outstanding priming characteristics.
- Safe & Easy Priming with durable leak-free bleed valve assembly (standard).
- 2000:1 turndown control (S2, S3 & S4 sizes only).



SERIES A PLUS

MODEL	Capacity Nominal (Max)			Pressure (Max)	
	GPH	GPD	LPH	PSIG	BAR
LBC2	0.25	6	0.9	250	17
LB02	0.25	6	0.9	150	10
LBC3	0.42	10	1.6	250	17
LB03	0.50	12	1.9	150	10
LB04	1.00	24	3.8	100	7
LB64	1.25	30	4.7	100	7
LBC4	2.00	48	7.6	50	3.3
LBS2	0.50	12	1.9	250	17
LBS3	1.38	33	5.2	150	10
LBS4	2.42	58	9.1	100	7

CONTROLS

- Manual On/Off: Used for simple metering applications.
- External Pace / Auto / Manual Switch: When the application requires the metering pumps speed to be controlled by a contacting Water meter with a manual override.
- External / Remote Pacing with Stop: When the application requires the metering pumps speed to be controlled by a contacting Water meter and a remote stop signal.
- Stop Function: When the application requires the metering pump to be stopped remotely such as with a liquid level switch of PLC.
- 2000:1 Turndown: Available on S2, S3 and S4 models only.

SPECIFICATIONS

Reproducibility:		+/- 3% at maximum capacity	
Viscosity Max Centipoise:		1,000 CPS	
Stroke Frequency Max Strokes Per Minute:			
LBS2, S3, S4		125 SPM	
LBC2, C3, 02, 03, 04, 64, C4		250 SPM	
Stroke Frequency Turn-Down Ratio:		10:1 / 100:1 by Model	
Stroke Length Turn-Down Ratio:		10:1	
Power Input:		115 VAC / 50-60 Hz / 1 ph	
		230 VAC / 50-60 Hz / 1 ph	
Average Current Draw:			
@ 115 VAC; Amps:		0.6 Amps	
@ 230 VAC; Amps:		0.3 Amps	
Peak Input Power:		130 Watts	
Average Input Power @ Max SPM:		50 Watts	
Approvals:		Conforms to ANSI/NSF STD. 50	
Connections:	Tubing	1/4" ID X 3/8" OD	1/4" ID X 3/8" OD
		3/8" ID X 1/2" OD (LBC4 Only)	
	Piping	1/4" FNPT	1/4" FNPT
Capacity Nominal (Max.):	GPH	0.25 to 2	0.5 to 2.42
	GPD	6 to 48	12 to 58
	LPH	0.9 to 7.6	1.9 to 9.14



GPH / LPH
0.25 to 2.42 GPH
0.9 to 9.14 LPH



PRESSURE
50 to 250 PSI
3.3 to 17 BAR

APPROVALS



Tested and Certified by WQA
against NSF/ANSI 61 & 372.



PVDF & PVC Degass Head Pumps.
See www.wqa.org for
certification parameters.

WET END MATERIALS

- GFPP Pump Head & Fittings - Great for use with most chemicals and applications such as cooling tower treatment.
- PVDF Pump Head & Fittings - Great for use with corrosive chemicals and applications such as pH control.
- PVC Pump Head & Fittings - Great for use with gassing chemicals such as sodium hypochlorite and applications such as water disinfection.
- 316 SS Pump Head & Fittings - Great for harsh chemicals and applications such as Oil & Gas.

CONNECTIONS

- Connections sizes are dependent on pumps GPH/LPH.
- Tubing connections in 0.25" ID x 0.38" OD, 0.38" ID x 0.50" OD.
- Quick Prime tubing connections in 0.25" ID x 0.38" OD.
- Degass Head pumps have tubing connection of 0.25" ID x 0.38" OD.
- Piping connections in either 0.25" or 0.50" FNPT.
- Metric connections available in G 1/2 A threads, 4 mm ID x 6 mm OD, 9mm ID x 12 mm OD, or 6 mm ID x 8 mm OD for Degass Head connections.

ADVANTAGES

- Complete Timer Control in one unique package.
- Solid State 7 Day Electronic Timer.
- Circuit Protection against voltage and current upsets.
- Solenoid Protection by thermal overload with auto reset.
- Water Resistant, for outdoor and indoor applications.

APPLICATIONS

- Water Treatment
- Wastewater Treatment
- Water Conditioning
- Food & Beverage
- Chemical Feed
- Automotive

FEATURES & BENEFITS

- Manual Control by on-line adjustable stroke length.
- Guided Ball Check Valve System, to reduce back flow and enhance outstanding priming characteristics.
- Safe & Easy Priming with durable leak-free bleed valve assembly (standard).



SERIES T7

MODEL	Capacity Nominal (Max)			Pressure (Max)	
	GPH	GPD	LPH	PSIG	BAR
LC13	0.50	12	1.9	100	7
LC14	1.00	24	3.8	100	7
LC64	1.25	30	4.7	100	7

CONTROLS

- Manual On/Off: Used for simple metering applications.
- Program up to 8 On/Off Events Per Day. Timed events can be set to run any day of the week in a 7-day cycle.

SPECIFICATIONS

Reproducibility:	+/- 3% at maximum capacity	
Viscosity Max Centipoise:	1,000 CPS	
Stroke Frequency Max Strokes Per Minute:	125 SPM	
Stroke Length Turn-Down Ratio:	10:1	
Power Input:	15 VAC / 50-60 Hz / 1 ph	
	230 VAC / 50-60 Hz / 1 ph	
Average Current Draw:		
@ 115 VAC; Amps:	0.6 Amps	
@ 230 VAC; Amps:	0.3 Amps	
Approvals:	Conforms to ANSI/NSF STD. 50	
Connections:	Tubing	1/4" ID X 3/8" OD
Capacity Nominal (Max.):	GPH	0.5 to 2
	GPD	1.9 to 7.6
	LPH	0.9 to 7



GPH / LPH
0.50 to 1.25 GPH
1.9 to 4.7 LPH



PRESSURE
100 PSI
7 BAR

APPROVALS



Tested and Certified by WQA
against NSF/ANSI 61 & 372.



PVDF & PVC Degass Head Pumps.
See www.wqa.org for
certification parameters.

WET END MATERIALS

- GFPPPL Pump Head & Fittings - Great for use with most chemicals and applications such as cooling tower treatment.
- PVDF Pump Head & Fittings - Great for use with corrosive chemicals and applications such as pH control.
- PVC Pump Head & Fittings - Great for use with gassing chemicals such as sodium hypochlorite and applications such as water disinfection.
- 316 SS Pump Head & Fittings - Great for harsh chemicals and applications such as Oil & Gas.

CONNECTIONS

- Connections sizes are dependent on pumps GPH/LPH.
- Tubing connections in 0.25" ID x 0.38" OD.
- Quick Prime tubing connections in 0.25" ID x 0.38" OD.
- Degass Head pumps have tubing connection of 0.25" ID x 0.38" OD.
- Metric connections available in 4 mm ID x 6 mm OD, 9mm ID x 12 mm OD, or 6 mm ID x 8 mm OD for Degass Head connections.

ADVANTAGES

- Highly Reliable timing circuit.
- Circuit Protection against voltage and current upsets.
- Solenoid Protection by thermal overload with auto reset.
- Water Resistant, for outdoor and indoor applications.
- Internally Dampened To Reduce Noise, very acceptable for household installations.

APPLICATIONS

- Water Treatment
- Wastewater Treatment
- Water Conditioning
- Food & Beverage
- Chemical Feed
- Automotive

FEATURES & BENEFITS

- Automatic Control, available with external pace with auto/manual selection or external pacing, with prime button.
- Manual Control by on-line adjustable stroke rate and stroke length.
- Guided Ball Check Valve System, to reduce back flow and enhance outstanding priming characteristics.
- Safe & Easy Priming with durable leak-free bleed valve assembly (standard).



SERIES C PLUS

MODEL	Capacity Nominal (Max)			Pressure (Max)	
	GPH	GPD	LPH	PSIG	BAR
LD02	0.25	6	0.9	80	5.6
LD03	0.50	12	1.9	80	5.6
LD04	1.00	24	3.8	80	5.6
LD54	1.25	30	4.7	80	5.6

CONTROLS

- Manual On/Off: Used for simple metering applications.
- External Pace / Auto / Manual Switch: When the application requires the metering pumps speed to be controlled by a contacting Water Meter with a manual override.
- External / Remote Pacing with Prime Button: When the application requires the metering pumps speed to be controlled by a contacting Water Meter with a momentary override switch for priming.
- Stop Function: When the application requires the metering pump to be stopped remotely such as with a liquid level switch or PLC.

SPECIFICATIONS

Reproducibility:	+/- 3% at maximum capacity	
Viscosity Max Centipoise:	1,000 CPS	
Stroke Frequency Max Strokes Per Minute:	125 SPM	
Stroke Frequency Turn-Down Ratio:	10:1	
Stroke Length Turn-Down Ratio:	10:1	
Power Input:	115 VAC / 50-60 Hz / 1 ph 230 VAC / 50-60 Hz / 1 ph	
Average Current Draw:		
@ 115 VAC; Amps:	0.6 Amps	
@ 230 VAC; Amps:	0.3 Amps	
Peak Input Power:	130 Watts	
Average Input Power @ Max SPM:	50 Watts	
Approvals:	Conforms to ANSI/NSF STD. 50	
Connections:	Tubing	1/4" ID X 3/8" OD
		3/8" ID X 1/2" OD
	Piping	1/4" FNPT
Capacity Nominal (Max.):	GPH	0.25 to 1.25
	GPD	6 to 30
	LPH	0.9 to 4.7



GPH / LPH
0.25 to 1.25 GPH
0.9 to 4.7 LPH



PRESSURE
80 PSI
5.6 BAR

APPROVALS



Tested and Certified by WQA
against NSF/ANSI 61 & 372.



PVDF & PVC Degass Head Pumps.
See www.wqa.org for
certification parameters.

WET END MATERIALS

- GFPPPL Pump Head & Fittings - Great for use with most chemicals and applications such as cooling tower treatment.
- PVDF Pump Head & Fittings - Great for use with corrosive chemicals and applications such as pH control.
- PVC Pump Head & Fittings - Great for use with gassing chemicals such as sodium hypochlorite and applications such as water disinfection.
- 316 SS Pump Head & Fittings - Great for harsh chemicals and applications such as Oil & Gas.

CONNECTIONS

- Connections sizes are dependent on pumps GPH/LPH.
- Tubing connections in 0.25" ID x 0.38" OD.
- Quick Prime tubing connections in 0.25" ID x 0.38" OD.
- Degass Head pumps have tubing connection of 0.25" ID x 0.38" OD.
- Piping connections in either 0.25" FNPT.
- Metric connections available in G 1/2 A threads, 4 mm ID x 6 mm OD, 9mm ID x 12 mm OD, or 6 mm ID x 8 mm OD for Degass Head connections.

ADVANTAGES

- Highly Reliable timing circuit.
- Circuit Protection against voltage and current upsets.
- Solenoid Protection by thermal overload with auto reset.
- Water Resistant, for outdoor and indoor applications.
- Internally Dampened To Reduce Noise, very acceptable for household installations.

APPLICATIONS

- Water Treatment
- Wastewater Treatment
- Water Conditioning
- Food & Beverage
- Chemical Feed
- Automotive

FEATURES & BENEFITS

- Automatic Control, available with external pace with auto/manual selection or external pacing, with prime button.
- Manual Control by on-line adjustable stroke length.
- Guided Ball Check Valve System, to reduce back flow and enhance outstanding priming characteristics.
- Safe & Easy Priming with durable leak-free bleed valve assembly (standard).



SERIES C

MODEL	Capacity Nominal (Max)			Pressure (Max)	
	GPH	GPD	LPH	PSIG	BAR
LC02	0.25	6	0.9	80	5.6
LC03	0.50	12	1.9	80	5.6
LC04	1.00	24	3.8	80	5.6
LC54	1.25	30	4.7	80	5.6

CONTROLS

- Manual On/Off: Used for simple metering applications.
- External Pace / Auto / Manual Switch: When the application requires the metering pumps speed to be controlled by a contacting Water Meter with a manual override.
- External / Remote Pacing with Prime Button: When the application requires the metering pumps speed to be controlled by a contacting Water Meter with a momentary override switch for priming.
- Stop Function: When the application requires the metering pump to be stopped remotely such as with a liquid level switch of PLC.

SPECIFICATIONS

Reproducibility:	+/- 3% at maximum capacity	
Viscosity Max Centipoise:	1,000 CPS	
Stroke Frequency Max Strokes Per Minute:	125 SPM	
Stroke Length Turn-Down Ratio:	10:1	
Power Input:	115 VAC / 50-60 Hz / 1 ph	
	230 VAC / 50-60 Hz / 1 ph	
Average Current Draw:		
@ 115 VAC; Amps:	0.6 Amps	
@ 230 VAC; Amps:	0.3 Amps	
Peak Input Power:	130 Watts	
Average Input Power @ Max SPM:	50 Watts	
Approvals:	Conforms to ANSI/NSF STD. 50	
Connections:	Tubing	1/4" ID X 3/8" OD
		3/8" ID X 1/2" OD
	Piping	1/4" FNPT
Capacity Nominal (Max.):	GPH	0.25 to 1.25
	GPD	6 to 30
	LPH	0.9 to 4.7



Degas Head Option

WET END MATERIALS

- GFPP Pump Head & Fittings - Great for use with most chemicals and applications such as cooling tower treatment.
- PVDF Pump Head & Fittings - Great for use with corrosive chemicals and applications such as pH control.
- PVC Pump Head & Fittings - Great for use with gassing chemicals such as sodium hypochlorite and applications such as water disinfection.
- 316 SS Pump Head & Fittings - Great for harsh chemicals and applications such as Oil & Gas.

CONNECTIONS

- Connections sizes are dependent on pumps GPH/LPH.
- Tubing connections in 0.25" ID x 0.38" OD, 0.38" ID x 0.50" OD.
- Quick Prime tubing connections in 0.25" ID x 0.38" OD.
- Degas Head pumps have tubing connection of 0.25" ID x 0.38" OD.
- Metric connections available in 4 mm ID x 6 mm OD, 6mm ID x 8 mm OD, or 6 mm ID x 8 mm OD for Degas Head connections.



GPH / LPH
0.25 to 1.25 GPH
0.9 to 4.7 LPH



PRESSURE
80 PSI
5.6 BAR

APPROVALS



Tested and Certified by WQA
against NSF/ANSI 61 & 372.



PVDF & PVC Degas Head Pumps.
See www.wqa.org for
certification parameters.



BLACK DISCHARGE TUBING
Commonly used for outdoor applications because of its UV resistance. Standard tubing breaks down quickly in direct sunlight.



PVDF TUBING
Use with PVDF head and harsh chemicals



DID YOU KNOW?

Pulsafeeder wants to make your chemical processing system as easy and efficient for you as possible. If there is something you need for your application and we do not offer please let us know we may be able to supply it.

PULSATRON OPTIONAL ACCESSORIES

FIVE FUNCTION VALVE



ADVANTAGES

- Pressure Relief: Allows for relief of excessive pressure in discharge line to protect connections and tubing.
- Back Pressure: Maintains output reproducibility and allows metering into atmospheric discharge.
- Anti-Siphon: Prevents siphoning through the pump when point of injection is lower than the pump or into the suction line of another pump. Rated at total vacuum.
- Air Bleed: Used during priming to manually remove air from the pump head.
- Discharge Drain: Depressurize pump discharge line without loosening tubing or fittings. Protects the operator from chemical exposure.

FIVE FUNCTION DEGAS VALVE



ADVANTAGES

- De-Gas: Bypass gasses and fluid during normal pump operation. Allows for the constant removal of gasses that would otherwise “air bind” the pump
- Back Pressure: Maintains output reproducibility and allows metering into atmospheric discharge.
- Anti-Siphon: Prevents siphoning through the pump when point of injection is lower than the pump or into the suction line of another pump. Rated at total vacuum.
- Air Bleed: Used during priming to manually remove air from the pump head.
- Discharge Drain: Depressurize pump discharge line without loosening tubing or fittings. Protects the operator from chemical exposure.

INTEGRATED TANK SYSTEMS

ADVANTAGES

- High density UV resistant translucent polyethylene (PE).
- 15 gallon capacity with 5 gal increments.
- Low level indicator allows visual monitoring of chemicals without opening the tank.
- Tight fitting child proof lid keeps the chemical free of contaminants and protects the surrounding area from chemical fumes.
- System consists of chemical tank with lid, bulkhead fittings, liquid level indicator, float assembly and feeder mounting hardware.



DEGASSING HEAD

ADVANTAGES

- The solution to pumping gas producing chemicals such as hydrogen peroxide or high strength sodium hypochlorite.
- Allows air to be vented from the pump head while minimizing the return fluid volume.
- Prevents the pump from losing its prime due to gas build up.
- Available on all PULSAtron pumps with volumes up to 44 GPD & pressures up to 150PSI.
- Available with the wet-end codes VVC9, VHC9, VTC9, KTC9 and KVC9.



ADVANTAGES

- Motor driven, spring return mechanical diaphragm.
- Precise and accurate metering control.
- Reproducible to within $\pm 2\%$ of maximum capacity.
- Diaphragm designed for 20,000 hours of duty with an integrated safety ring.
- Diaphragms flat surface delivers plunger like performance.
- Oil bath design keeps internals lubricated to maximize pump life.
- Oversized spring return maximizes suction lift capacity even with high viscosity fluid.
- Worm drive transfers motor rotational energy efficiently and quietly.

APPLICATIONS

- Water & Wastewater
- Pulp & Paper
- Automotive
- Chemical Process
- Metal Process
- Power Generation

FEATURES & BENEFITS

- Rugged double-sided PTFE faced, long life diaphragm.
- Oil Lubricated Ball Bearings in anodized aluminum housing.
- Oil sight glass for quick and easy oil level check.
- Large, easy to access oil drain port.
- Manual micrometer style stroke adjustment.
- 10:1 turndown, up to 100:1 with VFD Vector drive.

OPTIONAL FEATURES

- Variable frequency drive for automatic control.
- ATEX Group II, Category 3 - Zone 2/22 for nonflammable liquids with proper motor selection.



SERIES MD

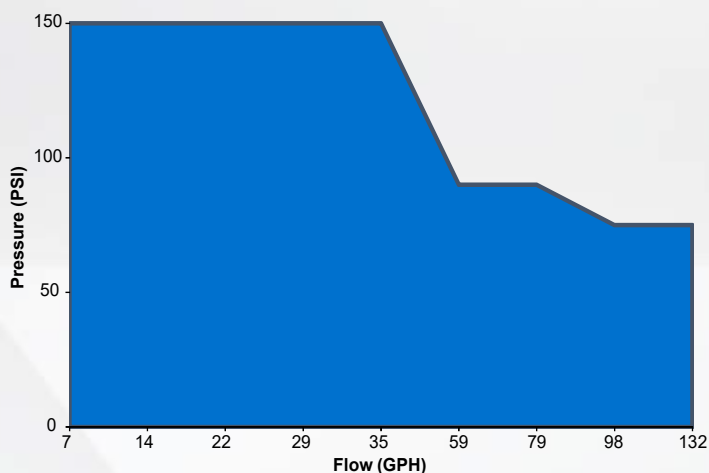
MODEL	Capacity Nominal (Max)			Pressure (Max)	
	GPH	LPH	SPM	PSIG	BAR
MD1A	7	26	84	150	10
MD1B	14	53	60	150	10
MD1C	22	83	84	150	10
MD1D	29	110	116	150	10
MD1E	35	132	138	150	10
MD2F	59	223	84	90	6
MD2J	79	299	118	90	6
MD2K	98	371	138	75	5
MD3G	132	500	118	75	5

WET END MATERIALS

- GFPPPL Pump Head & Fittings: Great for use with non-gassing chemicals and applications such as municipal water conditioning.
- PVDF Pump Head, Incoloy Seats & Hatelloy Balls: Great for high concentrations of sulfuric acid and applications such as municipal wastewater treatment.
- PVDF Pump Head & Fittings: Great for use with corrosive chemicals such as bromine and poly aluminum chloride and applications such as municipal water treatment.
- 316 SS Pump Head & Fittings: Great for harsh chemicals and applications such as Oil & Amines.

SPECIFICATIONS

Max. Flow Rate:	132 GPH / 501 LPH
Max Pressure:	150 PSI / 10 BAR
Max. Stroke Frequency Strokes Per Minute:	60 - 138 SPM depending on model
Max. Liquid Temperature:	14°F to 104°F / -10°C to 40°C
Accuracy of Repeatability:	±2% at maximum capacity
Stroke Length Turndown Ratio:	10:1
Turndown Ratio:	10:1; 100:1 with VFD
Oil Capacity:	16.9 oz (0.5 L)
Connection:	NPT
Power Supply:	115 VAC / 60 Hz / 1 ph
	230 VAC / 50-60 Hz / 1 ph
	230 VAC / 50-60 Hz / 3 ph
Max Ambient Temperature:	14°F to 104°F / -10°C to 40°C



GPH / LPH
7 to 132 GPH
26 to 500 LPH



PRESSURE
75 to 150 PSI
5 to 10 BAR

APPROVALS



MOTORS

- NEMA 56C and IEC 71 motors available.
- TEFC - Totally enclosed fan cooled motors in 1P or 3P.
- 1/2 HP Explosion proof motor.
- Frame Ready - no motor also available, so you power yourself.

CONTROLS

- VFD - NEMA 4X / IP65 enclosure. Fully scalable 4-20mA, 0-10VDC signals, 100:1 turndown: When the applications requires the flexibility to adjust the pumps feed rate.

ADVANTAGES

- Motor driven, spring return mechanical diaphragm.
- Precise and accurate metering control.
- Reproducible to within $\pm 2\%$ of maximum capacity.
- Diaphragm designed for 20,000 hours of duty with an integrated safety ring.
- Diaphragms flat surface delivers plunger like performance.
- Oil bath design keeps internals lubricated to maximize pump life.
- Oversized spring return maximizes suction lift capacity even with high viscosity fluid.
- Worm drive transfers motor rotational energy efficiently and quietly.

APPLICATIONS

- Water & Wastewater
- Pulp & Paper
- Automotive
- Chemical Process
- Metal Process
- Power Generation

FEATURES & BENEFITS

- 10 operating modes to fit any application: **Constant, Batch, Pause-Work, Proximity, Analog mA, Analog Volt, PPM, Pause-Percent, MLQ, Pulse.**
- Intuitive color coded display messages: Running, Warning and Alarm.
- Variable gearbox orientation from 0 - 90°.
- Backwards compatible possible installation on existing Blackline pump.
- Aluminum casing with IP65/NEMA4X enclosure protection.
- Ergonomical display clear and easy to read.
- User friendly JDS - Jog-dial selector.
- 6 available connections: USB, Level, Proximity, Output, MODBUS, Input.



Available Through Select Distribution Only..

SERIES MD

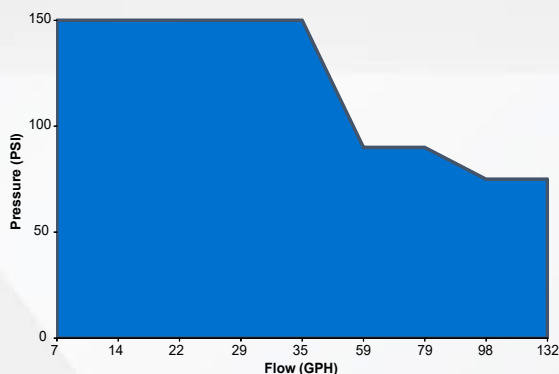
MODEL	Capacity Nominal (Max)			Pressure (Max)	
	GPH	LPH	SPM	PSIG	BAR
MD1A	7	26	84	150	10
MD1B	14	53	60	150	10
MD1C	22	83	84	150	10
MD1D	29	110	116	150	10
MD1E	35	132	138	150	10
MD2F	59	223	84	90	6
MD2J	79	299	118	90	6
MD2K	98	371	138	75	5
MD3G	132	500	118	75	5

WET END MATERIALS

- GFPPPL Pump Head & Fittings: Great for use with non-gassing chemicals and applications such as municipal water conditioning.
- PVDF Pump Head, Incoloy Seats & Hatelloy Balls: Great for high concentrations of sulfuric acid and applications such as municipal wastewater treatment.
- PVDF Pump Head & Fittings: Great for use with corrosive chemicals such as sulfuric acid and poly aluminum chloride and applications such as municipal water treatment.
- 316 SS Pump Head & Fittings: Great for harsh chemicals and applications such as Oil & Gas.

SPECIFICATIONS

Max. Flow Rate:	132 GPH / 501 LPH
Max Pressure:	150 PSI / 10 BAR
Max. Stroke Frequency Strokes Per Minute:	60 - 138 SPM depending on mode
Max. Liquid Temperature:	14°F to 104°F / -10°C to 40°C
Max. Weight:	62 lbs / 28 kg
Precision:	±1%
Linearity:	±5%
Accuracy of Repeatability:	±3%
Max. Suction Lift:	2 m
Turndown Ratio:	500:1
Connection:	NPT
Sound Pressure @ 3.3 ft / 1 m:	<65 dbA
Materials (Actuator, Casing, Motor):	Aluminum
Finishing (Actuator, Casing):	Electrophoretic deposition (EPD)
Max Power Consumption:	750 Watts
Oil Capacity:	16.9 oz (0.5 L)
Power Supply:	110-240 VAC - Universal
Frequency:	50/60 Hz
Operating Temperature:	14°F to 104°F / -10°C to 40°C
Max Inrush Current:	2.3 Amps (110V) - 5 Amps (230V)
Enclosure Class (Actuator Only):	IP65 / NEMA 4X
Recommended Fuse:	6.3 x 32 mm 8 Amps
USB Type:	USB 2.0 HOST
Serial Communications:	MODBUS - RS-485



MOTORS

- NEMA 56C and IEC 71 motors available.
- TEFC - Totally enclosed fan cooled motors.
- Explosion proof motor.

CONTROLS

- 500:1 Turndown
- Allows for Modbus or other system communication functionality.



GPH / LPH
7 to 132 GPH
26 to 500 LPH



PRESSURE
75 to 150 PSI
5 to 10 BAR

APPROVALS



ADVANTAGES

- Reliable metering performance.
- Mixed fluid capable.
- Inherently degassing.
- Extended tube life.
- Rugged, sealed, all metal gear train.
- Metal bearing housing.
- Metallic gear box with gasket.
- Easy, tool less tube change-out.
- Self priming.
- Chemical resistant materials.
- Simple installation.

APPLICATIONS

- Water Treatment
- Wastewater Treatment
- Water Conditioning
- Food & Beverage
- Chemical Feed
- Automotive

FEATURES & BENEFITS

- Fixed Rate Models.
- Adjustable Models.
- Three Input Models: Pulse Input, Flow Switch Activated, or Dry Contact.
- Timer Models.
- Duplex Models.



SERIES XP

MODEL	Capacity Nominal (Max)			Pressure (Max)					
				"H" Tube		"L" Tube		"F" Tube	
	GPD	LPH	SPM	PSIG	BAR	PSIG	BAR	PSIG	BAR
XP004	4	0.6	30	125	8.6	80	5.5	60	4.1
XP007	7	1.1	50	125	8.6	80	5.5	60	4.1
XP009	9	1.4	30	110	7.6	70	4.8	50	3.4
XP014	14	2.3	30	100	5.9	50	3.4	40	2.8
XP015	15	2.4	50	110	7.6	70	4.8	50	3.4
XP023	23	3.6	50	100	5.9	50	3.4	40	2.8
XP030	30	4.7	30	80	5.5	40	2.8		
XP050	50	7.9	50			40	2.8		
XP080	80	12.6	50			25	1.7		

CONTROLS

- Fixed: Simple and straight forward fixed rate pumps for water conditioning applications where economy and ease-of-use are required.
- Adjustable: 20:1 Turndown for enhanced flexibility.
- Pulse Input: Internal timer accepts pulses from a contacting head water meter. Adjustable to run pump from 0.1 to 1 sec., 0.2 to 10 sec., or from 1 to 60 sec. per pulse.
- Dry Contact: Activates pump upon closure of a dry contact switch, and deactivates when opened.
- Flow Switch: Activated when flow rate through flow switch reaches 1 GPM and deactivated when flow rate is less than 1 GPM.
- Timer: 7 Day - 8 Event Electronic Timer.
- Duplex Head: Two pump heads to deliver twice the flow, or the rated flow of two different chemicals simultaneously.

SPECIFICATIONS

Drive:	Fixed Rate	On / Off Only
		Dry Contact
		Flow Switch Activated
		7 Day - 8 Event Electronic Timer
		Duplex Head
	Adjustable	20:1 Turndown
		Dry Contact Input
		Flow Switch Activated
		Duplex Head
		0.1 to 1 Second
Pulse Input	0.2 to 10 Second	
	1 to 60 Second Timer	
Viscosity Max Centipoise:		300 CPS
Power Input:		115 VAC / 60 Hz / 1/6 Hp
		230 VAC / 50/60 Hz
		230 VAC / 60 Hz
Enclosure:		NEMA 3R / IP31 (in Horizontal Position)
Temperature Limitations:		104°F / 40°C
Approvals:		Conforms to ANSI/NSF STD. 50
Tube Fittings:	Norprene Low Pressure	1/4" or 3/8"
	Norprene High Pressure	1/4" or 3/8"
	Fluran	1/4" or 3/8"
Capacity (Nominal Max.):	GPD	4 to 80
	LPH	0.6 to 12.6



GPD / LPH
4 to 80 GPD
0.6 to 12.6 LPH



PRESSURE
25 to 125 PSI
1.7 to 8.6 BAR

APPROVALS



Tested and Certified by WQA
against NSF/ANSI 61 & 372.



PVDF & PVC Degass Head Pumps.
See www.wqa.org for
certification parameters.

CONNECTIONS

- Norprene tubing available in 0.25" or 0.38".
- Standard norprene tubing in Low Pressure ratings extend tube life.
- High pressure tubing meet demanding system requirements.
- Acid resistant fluran tubing in 0.25", for greater chemical compatibility. Does not include strainer and injector accessories.

SYSTEMS

- 15 Gallon Tank.
- 35 Gallon Tank.
- 15 Gallon ITS System.



ADVANTAGES

- Reliable metering performance.
- Mixed fluid capable.
- Inherently degassing.
- Extended tube life.
- Rugged, sealed, all metal gear train.
- Metal bearing housing.
- Metallic gear box with gasket.
- Easy, tool less tube change-out.
- Self priming.
- Chemical resistant materials.
- Simple installation.

APPLICATIONS

- Water Treatment
- Wastewater Treatment
- Water Conditioning
- Food & Beverage
- Chemical Feed
- Automotive

FEATURES & BENEFITS

- Variable speed motor.
- Flow Totalization: Accurately reports the volume pumped at the touch of a button.
- Three Inputs:
 - Fully Scalable 4-20mA input.
 - Hall Effect input.
 - Contacting Head Water Meter input.
- Two Timers:
 - Cycle Timer: Run automatically at set intervals.
 - Daily Timer: Inject chemical based on days of the week.
- LCD Display: Simple, intuitive program selections and clearly displays operating parameters.
- Duplex Models.



SERIES XPV

MODEL	Capacity Nominal (Max)			Pressure (Max)					
				"H" Tube		"L" Tube		"F" Tube	
	GPD	LPH	SPM	PSIG	BAR	PSIG	BAR	PSIG	BAR
XP008	8	1.3	65	125	8.6	80	5.5	60	4.1
XP017	17	2.7	65	110	7.6	70	4.8	50	3.4
XP033	33	5.2	65	100	5.9	50 ¹	3.4	40	3.4
XP055	55	8.7	60	80	5.5	40 ²	2.8		
XP100	100	15.8	60			25	1.7		

1. Max. flow rate is 15 GPD (2.4 LPH) with Fluran tube.

2. Max. flow rate is 28 GPD (4.4 LPH) with Fluran tube.

CONTROLS

- Variable: Allows a variety of choices of input signal types, and onboard timer programs to customize this pump to any application.

SPECIFICATIONS

Drive:	Variable Input	
	Duplex Head	
Viscosity Max Centipoise:	300 CPS	
Turn-Down Ratio:	100:1	
Power Input:	115 VAC / 60 Hz / 1/6 Hp	
	230 VAC / 50/60 Hz	
Enclosure:	NEMA 3R / IP31 (in Horizontal Position)	
Temperature Limitations:	104°F / 40°C	
Approvals:	Conforms to ANSI/NSF STD. 50	
Tube Fittings:	Norprene Low Pressure	1/4" or 3/8"
	Norprene High Pressure	1/4" or 3/8"
	Fluran	1/4" or 3/8"
Capacity (Nominal Max.):	GPD	8 to 100
	LPH	1.3 to 15.8



GPD / LPH
8 to 100 GPD
1.3 to 15.8 LPH



PRESSURE
25 to 125 PSI
1.7 to 8.6 BAR

APPROVALS



Tested and Certified by WQA
against NSF/ANSI 61 & 372.



PVDF & PVC Degass Head Pumps.
See www.wqa.org for
certification parameters.

CONNECTIONS

- Norprene tubing available in 0.25" or 0.38".
- Standard norprene tubing in Low Pressure ratings extend tube life.
- High pressure tubing meet demanding system requirements.
- Acid resistant fluran tubing in 0.25", for greater chemical compatibility. Does not include strainer and injector accessories.

SYSTEMS

- 15 Gallon Tank.
- 35 Gallon Tank.
- 15 Gallon ITS System.

ADVANTAGES

- Economical, consistent performance.
- Reliable metering performance.
- Sealed gear train.
- Easy tube change-out.
- Self priming.
- Chemical resistant materials.
- Simple installation.

APPLICATIONS

- Water Treatment
- Wastewater Treatment
- Water Conditioning
- Food & Beverage
- Chemical Feed
- Automotive
- Pool & Spa

FEATURES & BENEFITS

- Guided Quad Check Valve System.
- Feed Rate Control.
- Capable of a wide range of flows.
- Degassing Head: Top-mounted, one-way vent valve assembly evacuates gas bubbles from the pump head, providing for reliable operation. Perfect for off-gassing applications where economical, consistent performance is required.



SERIES 100


MODEL	Capacity Nominal (Max)		Pressure (Max)	
	GPD	LPH	PSIG	BAR
X003	3	0.47	100	7
X007	7	1.00	100	7
X015	15	2.34	100	7
X024	24	3.78	100	7
X030	30	4.72	100	7
X068	68	10.72	60	4
X100	100	15.76	60	4

CONTROLS

- Fixed Rate Control: Adjustable Feed Rate for added flexibility in water conditioning applications.

SPECIFICATIONS

Viscosity Max Centipoise:	20 CPS
Turn-Down Ratio:	10:1
Power Input:	115 VAC / 60 Hz
	230 VAC / 50 Hz
	230 VAC / 60 Hz
Temperature Limitations:	125°F / 51°C
Approvals:	Conforms to ANSI/NSF STD. 50
Connections:	Tubing
	Degas Head Tubing
	Capacity (Nominal Max.):
GPD	3 to 100
LPH	0.5 to 15.8



Degassing Head

WET END MATERIALS

- PVC Pump Head & Fittings: Great for use in applications such as water conditioning.
- PVC Degassing Head: Great for use with gassing chemicals such as sodium hypochlorite and applications such as water conditioning.

CONNECTIONS

- Connections sizes are dependent on pumps GPD/LPH.
- Tubing connections in 0.44" ID Suction x 0.50" OD Discharge, or 0.38" ID x 0.38" OD for both standard tubing or black discharge tubing.
- Degas Head pumps have tubing connection of 0.38", 0.50", or 0.44" ID x 0.50" OD.



GPD / LPH
3 to 100 GPD
0.5 to 15.8 LPH



PRESSURE
60 to 100 PSI
4 to 7 BAR

APPROVALS





GPD / LPH
13 to 97 GPD
2.05 to 15.3 LPH



PRESSURE
25 PSI
1.72 BAR

DOLPHIN SERIES PERISTALTIC PUMP

FEATURES & BENEFITS

- Thermal or impedance protected gear motor is safe, quiet and dependable.
- All metal gearing parts are heat-treated.
- Output shaft is supported by heavy duty bearings.
- Mounting pads and a built-in wall mounting bracket allows a choice of flat surface or wall mount installations.
- 10 minute solid state electric current interrupter.
- Conforms to ANSI/NSF STD. 50: Equipment for swimming pools, spas, hot tubs, and other recreational water facilities.



APPROVALS



ADVANTAGES

- Quick-release, twist-off, clear polycarbonate, acid-resistant head.
- Self-lubricating chemical resistant roller assembly.
- Durable, long-lasting tubing with no tube adjustment.
- Heavy duty shaded pole gear motor with lifetime lubrication.

APPLICATIONS

- Water Treatment
- Swimming Pools
- Agriculture / Livestock
- Laundries
- Food Processing
- Residential Water Treatment
- Car Washes
- Photo Processors
- Metal Finishing
- Warewash

DOLPHIN SERIES

UD10 MODEL	Capacity Nominal (Max)		Pressure (Max)	
	13.0 GPD	2.05 LPH	25 PSIG	1.72 BAR
UD10-XA-LSAUXXX	Norprene Tube			
UD10-XL-LSAUXXX	Norprene Tube, 230V / 50/60 Hz			
UD10-XA-LBAUXXX	Viton Tube			
UD10-XL-LBAUXXX	Viton Tube, 230V / 50/60 Hz			
UD10-XA-LLAUXXX	Black Norprene Tube			
UD50 MODEL	Capacity Nominal (Max)		Pressure (Max)	
	60.0 GPD	9.46 LPH	25 PSIG	1.72 PSIG
UD50-XA-LSAUXXX	Norprene Tube			
UD50-XB-LSAUXXX	Norprene Tube, 230V / 50 Hz			
UD50-XA-LBAUXXX	Viton Tube			
UD50-XB-LBAUXXX	Viton Tube, 230V / 50 Hz			
UD50-XA-LLAUXXX	Black Norprene Tube			
UD75 MODEL	Capacity Nominal (Max)		Pressure (Max)	
	97.0 GPD	15.3 LPH	25 PSIG	1.72 BAR
UD75-XA-LSAUXXX	Norprene Tube			
UD75-XB-LSAUXXX	Norprene Tube, 230V / 50 Hz			
UD75-XC-LSAUXXX	Norprene Tube, 230V / 60 Hz			
UD75-XA-LBAUXXX	Viton Tube			
UD75-XC-LBAUXXX	Viton Tube, 230V / 60 Hz			
UD50-XA-LLAUXXX	Black Norprene Tube			

SPECIFICATIONS

Pump Head Materials	Chemical Resistant Resin
Pump Head Tubing	Synthetic Rubber
Injection Fitting (Std w/check vlv)	PVC
Strainer	FPP
Tubing	PE
Pump Housing	Chemical Resistant Resin
Power Input	115 VAC/60 HZ; 230 VAC/50-60 HZ
Average Current Draw	
@ 115VAC Amps	UD10 = 0.42 Amps, UD50 = 0.62 Amps, UD75 = 0.72 Amps
@ 230VAC Amps	
@ 60 Hz	UD10 = 0.30 Amps, UD50 = 0.34 Amps, UD75 = 0.36 Amps
@ 50 Hz	UD10 = 0.35 Amps, UD50 = 0.40 Amps, UD75 = 0.42 Amps
Approvals	Conforms to ANSI/NSF STD. 50

FEATURES & BENEFITS

- Variable speed pump, engineered to dispense low volumes of chemical at exact amounts.
- Gearing is permanently lubricated to reduce pump maintenance.
- Output shaft is supported by heavy duty bearings.
- Continuous duty D.C. motor with electric control allows adjustment knob to decrease /increase the gear motor speed to regulate chemical metering.
- Mounting pads and a built-in wall mounting bracket allows a choice of flat surface or wall mount installations.



GPD / LPH
12 to 20 GPD
1.89 to 3.15 LPH



PRESSURE
25 PSI
1.72 BAR

APPROVALS



ADVANTAGES

- Quick-release, twist-off, clear polycarbonate, acid-resistant head.
- Self-lubricating chemical resistant roller assembly.
- Durable, long-lasting tubing with no tube adjustment.
- Heavy duty shaded pole gear motor with lifetime lubrication.

APPLICATIONS

- Water Treatment
- Swimming Pools
- Agriculture / Livestock
- Laundries
- Food Processing
- Residential Water Treatment
- Car Washes
- Photo Processors
- Metal Finishing
- Warewash

VSP SERIES

UVSP12 MODEL	Capacity Nominal (Max)		Pressure (Max)	
	12.0 GPD	1.89 LPH	25 PSIG	1.72 BAR
UVSP12XRLLAUXXX	120V 50/60 Hz			
UVSP20 MODEL	Capacity Nominal (Max)		Pressure (Max)	
	20.0 GPD	3.15 LPH	25 PSIG	1.72 PSIG
UVSP20XRLLAUXXX	120V 50/60 Hz			
UVSP20XPLLAUXXX	24 VAC			

SPECIFICATIONS

Pump Head Materials	Chemical Resistant Resin
Pump Head Tubing	Norprene
Injection Fitting (Std w/check vlv)	PVC
Strainer	FPP
Tubing	PE
Pump Housing	Chemical Resistant Resin
Power Input	120 VAC/50/60 HZ; 24 VAC
Max Ambient Temperature	104°F (40°C)



ADVANTAGES

- Quick release twist off head.
- Self lubricating chemical resistant roller assembly.
- Durable, long lasting tubing with no tube adjustment.
- Impedance protected gear motor is safe, quiet and dependable.
- All metal gearing parts are heat-treated.
- Output shaft supported by heavy duty bearings.

FEATURES & BENEFITS

- Programmable
- Prime push button for quick start up.
- Clear polycarbonate, acid resistant head.
- Mounting pads and a built-in wall mounting bracket allows a choice of flat surface or wall mount installations.

APPLICATIONS

- Grease Trap
- Swimming Pools
- Agriculture / Livestock
- Laundries
- Food Processing
- Car Washes
- Photo Processors

2400T TIMER

- 24-hour mechanical timer.
- 96 settings in 15 minute increments.



2400T

2400T SERIES

MODEL	Electrical	Controls Mechanical Timer	Tubing Material
UT24-XA-LTAUXXX	115V 60 Hz	24 Hour	Silicone Tube
UT24-XA-LBAUXXX	115V 60 Hz	24 Hour	Viton Tube

SPECIFICATIONS

Pump Head Materials	Chemical Resistant Resin
Pump Head Tubing	Silicone or Viton
Injection Fitting (Std w/check vlv)	PVC
Strainer	FPP
Tubing	PE
Pump Housing	Chemical Resistant Resin
Power Input	115 VAC/60 HZ
Head Tubing	
2400T	0.125" ID x 0.38" OD
2400T PLUS	0.125" ID x 0.31" OD
Connections Tubing	0.17" ID x 0.25" OD
Max Ambient Temperature	104°F (40°C)

2400T PLUS TIMER

- 7 Day, 8 Event programmable timer.
- 8 on/off settings per day, available for daily or weekly programming.
- Programmable down to one-minute increments.
- Quartz driven time switch.
- Large LCD display showing time, day, switching programs, and program status with a manual override provided.
- Lithium battery provides minimum 5-year backup.



2400T PLUS



GPD / LPH
2.5 GPD / 0.39 LPH



PRESSURE
25 PSI
1.72 BAR

APPROVALS



2400T PLUS SERIES

MODEL	Electrical	Controls Programmable Timer	Tubing Material
UT24PXA-LTAUXXX	115V 60 Hz	7 Day 8 Event	Silicone Tube

NOMINAL FEED RATE

Feed Rate	2400T	2400T PLUS
24 Hours	2.5 Gallon	
1 Hour	13.2 Ounce	
15 Minute	3.3 Ounce	
1 Minute	NA	0.22 Ounce



DID YOU KNOW?

Mec-O-Matic 2400T and 2400T Plus were engineered to dispense low volumes of chemicals, detergents, liquid enzymes, fragrances and bio-chemicals.



FEATURES & BENEFITS

- One-point calibration.
- Large easy to read color display.
- Install Wizard USB standard on all controllers to facilitate fast controller configuration.
- Up to 10 digital inputs.
- Optional 4-20 mA analog outputs and inputs.
- Dry contact alarm output.
- USB data logging is standard:
- Up to 2 years of data logging.
- Robust data logging capabilities for higher reliability.
- Ability to add second water meter for increased water efficiency and accurately calculate evaporation credits.
- eServiceReport compatible.
- Lockable front cover.
- Modbus BMS integration.



DID YOU KNOW?

MicroVision EX controllers can be ordered with or without a panel and with pump mounts for easy out of the box mounting.

ADVANTAGES

- Easy installation - Remotely configure your controller in minutes using Install Wizard..
- Easy programming based on MicroVision simplicity.
- Toroidal conductivity probe. No need to recalibrate conductivity probe.
- Customization relays, water meters inputs, reports and graphing.
- Unsurpassed reporting and graphing to help you do your job quickly and more accurately.
- Enhanced charting capabilities for representation of system parameters to track water treatment programs efficacy.
- Customizable timer programs without system reboot.
- Wide control range: 0 - 9,999 $\mu\text{S}/\text{cm}$.
- Compact size saves space and reduces freight cost.
- Complete system right out of the box as MicroVision EX can be ordered with Modem Millie
- Two year warranty.



CONTROLS

BLEED

- Solenoid valves, or motorized ball valves.

PH AND ORP CONTROL

- Pumps, solenoid valves, or motorized ball valves.

UP TO 6 SELECTABLE TIMER RELAYS

PROGRAMMABLE TIMER MODES

- Limit timer.
- Percent timer.
- % post bleed with limit timer.
- Water meter pulse timer.
- Biocide control timer, with pre-bleed, lockout, and conductivity minimum.
- 4-20mA input, conductivity, pH, or ORP set point control.
- Alarm output.

SPECIFICATIONS

CONTROLLER	Enclosure	IP65
	Temperature Range	122°F / 50°C
	Power Supply	100 VAC – 240 VAC / 50/60Hz / 8A
	Control Output	8 Amps max (3 Amps / Relay)
	Display	Multicolor graphical LCD
	Set Point Range	0 - 9,999 µS/cm; 0-14 pH; -2000 - + 2000mV
SENSOR	Set Point Types	Rising or Falling
	Languages	English, Spanish, Portuguese
	Maximum Temperature	122°F / 50°C
	Flow Switch Activate Flow Rate	Approx. 1 GPM / 3.78 LPM
	Conductivity Temp. Compensation Range	32°F - 122°F / 0°C - 50°C
	Maximum Pressure	125 PSI (8.6 BAR)
	Sensor Type	Toroidal Conductivity Standard industrial pH and ORP sensor PTSA (Pyxis or Little Dipper)



INSTALL WIZARD

Makes configuring installation files error proof, customizable and fast.



FLOW METER INTEGRATION

Track total chemical fed into the system.
Improve ROI of chemical controls.
Enhance efficacy of treatment programs.
MODEL: MTR-GEAR-KIT

APPROVALS



MICROVISION EX

MODEL	Control Parameters	Relays	Timers	Probes	4-20mA Inputs	4-20mA Outputs	Digital Inputs	PULSALink	Water Meters
MVEC...	Conductivity	4	3	1	0 to 1	0 to 1	6	N/A ¹ / Pre-Installed ²	2
MVECS...	Conductivity	5	4	1	0 to 1	0 to 1	6	N/A ¹ / Pre-Installed ²	2
MVECP...	Conductivity and pH	8	6	2	0 to 2	0 to 4	10	Optional ¹ / Pre-Installed ²	6
MVECO...	Conductivity and ORP	8	6	2	0 to 2	0 to 4	10	Optional ¹ / Pre-Installed ²	6
MVECPO...	Conductivity, pH and ORP	8	5	3	0 to 2	0 to 4	10	Optional ¹ / Pre-Installed ²	6

1. Models with "X" in 11th position of model number

2. Models with "E" in 11th position of model number

PROBE TYPES

- Toroidal conductivity sensor.
- pH probe.
- ORP probe.
- PTSA probe either Little Dipper or Pyxis.
- Corrosion Sensors: Mild Steel & Copper.
- High pressure.

PULSALINK

- Military-grade industry leading AES 256 encryption and security to prevent unauthorized access.
- Multiple level security codes.
- Cloud based communications with iOS or Android app for live readings on the go.
- Customizable names for relays, water meters and inputs, synced to PULSALink cloud, App and reports.
- Unsurpassed reporting and graphing to help you do your job quickly and more accurately.
- Enhanced charting capabilities for representation of system parameters to track water treatment programs efficacy.





TOROIDAL SENSOR

Factory calibrated, maintenance free, and reduced potential for fouling.

ADVANTAGES

- Large graphical display with large, easy to read font.
- Statistics screen with relay run time.

FEATURES & BENEFITS

- Flow switch input.
- (3) drum level inputs.
- 4-20 mA isolated analog output.
- Dry contact alarm output.
- Battery backup.
- Selectable timer (limit, %, % post bleed with limit, and water meter).
- Dry contact/Hall effect water meter input.
- Dual biocide control.
- Bleed output supports solenoid valve or motorized ball valve.

CONTROLS

BLEED

- Solenoid valves, or motorized ball valves.

FEED

- Inhibitor.

BIOCIDES

- Dual biocide with pre-bleed, lockout, inhibitor interface, and four programmable start times per biocide.

APPROVALS



MICROVISION CONDUCTIVITY CONTROLLER



MICROVISION

Panel Mount MODEL	Voltage	Relay & Power	Flow Assy	Pump Mount	Strainer	Sensor Tee	Inj Tees & Rails
MVS1PA-XXX	115V	Prewired w/ pigtails	Y	N	N	N	N
MVS1PA-CZXXX	230V	Conduit	Y	N	N	N	N
MVS1PD-XXX	115V	Prewired w/ pigtails	Y	3	Y	Y	3
MVS1PD-CZXXX	230V	Conduit	Y	3	Y	Y	3
Non Panel Mount MODEL	Voltage	Relay & Power	Flow Assy	Pump Mount	Strainer	Sensor Tee	Inj Tees & Rails
MVS1XX-XXX	115V	Conduit	N	N	N	N	N
MVS1XX-CZXXX	230V	Conduit	N	N	N	N	N
MVS1PX-XXX	115V	Prewired w/ pigtails	N	N	N	N	N
MVS1PF-XXX	115V	Prewired w/ pigtails	Y	N	N	N	N
MVS1PF-CZXXX	230V	Conduit	Y	N	N	N	N

CE approved, non-prewired models, or 230 VAC, change the end of the code from "-XXX" to "-CZXXX"

SPECIFICATIONS

CONTROLLER		IP65 / NEMA 4X
Enclosure		IP65 / NEMA 4X
Temperature Range		122°F / 50°C
Power Supply		90 VAC – 240 VAC / 50/60Hz / 5A
Control Output		5 Amps max
Display		LCD
Set Point Range		0 - 9,999 µS/cm
Languages		English, Spanish, Portuguese
Maximum Temperature		122°F / 50°C
Flow Switch Activate Flow Rate		Approx. 1 GPM / 3.78 LPM
Conductivity Temp. Compensation Range		32°F - 122°F / 0°C - 50°C
Maximum Pressure		125 PSI (8.6 BAR)
Flow Switch Materials of Construction		PVC and Glass Filled Polypropylene
Sensor Type		Toroidal Conductivity
Cable Length, Standard		15' / 4.5m
Cable Length, Maximum		100' / 30.5m
Thread Size		0.5" Standard Thread-Excludes Tee and Reducer
Maximum Outside Diameter		1.5" / 38mm-Excludes Tee and Reducer
Materials of Construction		Virgin Polypropylene



TOROIDAL SENSOR

Factory calibrated, maintenance free, and reduced potential for fouling.

ADVANTAGES

- Toroidal conductivity sensor factory calibrated and maintenance free.
- Selectable rising or falling setpoint for open or closed loop control.

FEATURES & BENEFITS

- Easy to use.
- No calibration required.
- Reduced potential for fouling.
- Easy Installation.
- Two year warranty.
- Large range: 0 – 9,999 $\mu\text{S/cm}$.
- Simple user interface.

MICROTRAC

MODEL	Voltage	Relay & Power	Panel & Flow
MTC1LTA-XXX	115V	Liquid-Tight	Panel & Flow Assembly
MTC1LTA-CZXXX	230V	Liquid-Tight	Panel & Flow Assembly
MTC1LTF-XXX	115V	Liquid-Tight	Flow Switch with 15' cable
MTC1LTF-CZXXX	230V	Liquid-Tight	Flow Switch with 15' cable
MTC1LTX-XXX	115V	Liquid-Tight	Standard (no flow switch)
MTC1LTX-CZXXX	230V	Liquid-Tight	Standard (no flow switch)
MTC1PTA-XXX	115V	Prewired w/ pigtails	Standard Panel & Flow Assembly
MTC1PTF-XXX	115V	Prewired w/ pigtails	Flow Switch with 15' cable
MTC1PTL-XXX	115V	Prewired w/ pigtails	No Panel & Flow Assembly
MTC1PTX-XXX	115V	Prewired w/ pigtails	Standard (no flow switch)
MTC1XTF-XXX	115V	Prewired & Liquid-Tights	Flow Switch with 15' cable
MTC1XTX-XXX	115V	Prewired & Liquid-Tights	Standard (no flow switch)

All models have Sensor Tee

CE approved, non-prewired models, or 230 VAC, change the end of the code from "-XXX" to "-CZXXX"

SPECIFICATIONS

	CONTROLLER	SENSOR
Enclosure	IP65 / NEMA 4X	
Temperature Range	122°F / 50°C	
Power Supply	90 VAC – 240 VAC / 50/60Hz / 5A	
Control Output	Line Voltage @ 240VA per Relay (2 Amps @ 120VAC)	
Display	LCD	
Set Point Range	0 - 9,999 $\mu\text{S/cm}$	
Set Point Differential (Hysteresis)	Fixed 5% below the set point	
Languages	English, Spanish, Portuguese	
Maximum Temperature	122°F / 50°C	
Flow Switch Activate Flow Rate	Approx. 1 GPM / 3.78 LPM	
Conductivity Temp. Compensation Range	32°F - 122°F / 0°C - 50°C	
Maximum Pressure	125 PSI (8.6 BAR)	
Flow Switch Materials of Construction	PVC and Glass Filled Polypropylene	
Sensor Type	Toroidal Conductivity	
Cable Length, Standard	15' / 4.5m	
Cable Length, Maximum	100' / 30.5m	
Thread Size	0.5" Standard Thread-Excludes Tee and Reducer	
Maximum Outside Diameter	1.5" / 38mm-Excludes Tee and Reducer	
Materials of Construction	Virgin Polypropylene	

CONTROLS

TIMERS

- Water meter pulse timer.
- Percent timer.
- % post bleed timer.
- Limit timer.
- Alarm output.

APPROVALS



ADVANTAGES

- Reliable temperature compensated conductivity probe.
- 5 output relays with selectable timers.
- Scalable 4-20mA output to report conductivity.
- Hall-effect and pulse water meter inputs.
- Digital drum levels.
- Boiler interlock input.

FEATURES & BENEFITS

- Designed for simplicity and reliability.
- Easy installation and ease of use.
- Increases energy efficiency.
- Reduces water consumption.
- Reduces manpower.
- Optimizes chemical utilization.
- Simple programming.
- Heavy duty enclosure.

APPLICATIONS

- Comfort Heat Process
- Industrial Boilers



APPROVALS



SYSTEM OUTPUTS

Output Type	Blowdown	Timer 1	Timer 2	Timer 3	Alarm/ Timer 4
	Relay 1	Relay 2	Relay 3	Relay 4	Dry Contact
28 Day		X	X	X	X
Pulse		X	X	X	X
Percent		X	X	X	X
Cycle		X	X	X	X
System Alarm					X
Programmable Inputs	Input 1	Input 2	Input 3	Input 4	Input 5
Drum Level		X	X	X	X
Dry Contact Water Meter	X	X	X	X	X
Hall Effect	X				
Interlock					X

MICROVISION BOILER

Conduit MODEL	Voltage	System Options	Cable Length
MVBXCHAS010-XXX	115V	100 psi max.-Timed Sample-Solenoid vlv, orifice union w/plates	10 feet
MVBXCHXS010-XXX	115V	Standard Contact Electrode	10 feet
MVBXCHXS010-CZXXX	230V	Standard Contact Electrode	10 feet
MVBXCHXH010-XXX	115V	442°F / 375 psi - H.T. & Press.	10 feet
MVBXCHXR010-XXX	115V	3/4" Short style sensor & tee	10 feet
MVBXCHXS025-XXX	115V	Standard Contact Electrode	25 feet
MVBXCHXS025-CZXXX	230V	Standard Contact Electrode	25 feet
MVBXCHXS050-XXX	115V	Standard Contact Electrode	50 feet
MVBXCHXS075-XXX	115V	Standard Contact Electrode	75 feet
MVBXCHXS075-CZXXX	230V	Standard Contact Electrode	75 feet
Prewired w/ Pigtails MODEL	Voltage	System Options	Cable Length
MVBXPHBS025-XXX	115V	250 psi max-Timed Sample-Motorized vlv, flow throttling vlv	25 feet
MVBXPHXH010-XXX	115V	442°F / 375 psi - H.T. & Press.	10 feet
MVBXPHXR010-XXX	115V	3/4" Short style sensor & tee	10 feet
MVBXPHXS010-XXX	115V	Standard Contact Electrode	10 feet
MVBXPHXS025-XXX	115V	Standard Contact Electrode	25 feet
MVBXPHXS050-XXX	115V	Standard Contact Electrode	50 feet
MVBXPHXS150-XXX	115V	Standard Contact Electrode	150 feet

CE approved, npn-prewired models, or 230 VAC, change the end of the code from "-XXX" to "-CZXXX".

SPECIFICATIONS

CONTROLLER	Enclosure	IP65 / NEMA 4X
	Power Supply	100 VAC – 240 VAC / 50/60Hz / 5A
	Control Output	5 Amps max - Prewired relay; 1 Amp per relay - Dry contact
	Display	LCD
	Languages	English, Spanish, Portuguese
SENSOR	Maximum Temperature	392°F / 200°C
	Maximum Pressure	250 PSI (17 BAR)
	High Temperature Model	442°F / 227°C
	High Pressure Model	375 PSI (25 BAR)
	Saturated Steam Max	210 PSI (14 BAR)
	Conductivity Range	0 to 20,000 µS/cm
	Cell Constant and Temp Comp	1.0 PT - 100 RTD
Materials of Construction	316 SS and PEEK	



ADVANTAGES

- Condensate range 0 to 20 $\mu\text{S}/\text{cm}$.
- Graphical display.
- Activates diverter valve.
- Five digital inputs.
- Selectable sampling modes.
- 5 output relays with selectable timers.
- Scalable 4-20mA output to report condensate conductivity.
- Hall-effect and pulse water meter inputs.
- Digital drum levels.
- Boiler interlock input.



FEATURES & BENEFITS

- Simple programming.
- Easy installation and easy to use.
- Reliable conductivity probe.
- Heavy duty enclosure.

MICROVISION CONDENSATE

MODEL	Power Wiring
MVBXCHXC025-XXX	Conduit connections
MVBXCHXC025-CZXXX	Conduit connections; 230V
MVBXPHXC025-XXX	Prewired with pigtails

PARTS & ACCESSORIES

PART	Description
CCBS-C-25	Condensate Probe Assembly w/ 25 ft Cable
13-511-07-1	25 feet cable - Must be used with MicroVision Condensate Controller
03-135-02	Tee, Iron Black, 0.75" NPT

APPROVALS



SYSTEM OUTPUTS

Output Type	Blowdown	Timer 1	Timer 2	Timer 3	Alarm/ Timer 4
	Relay 1	Relay 2	Relay 3	Relay 4	Dry Contact
Limit		X	X	X	X
28 Day		X	X	X	X
Pulse		X	X	X	X
Percent		X	X	X	X
Cycle		X	X	X	X
System Alarm					X
Programmable Inputs	Input 1	Input 2	Input 3	Input 4	Input 5
Drum Level		X	X	X	X
Dry Contact Water Meter	X	X	X	X	X
Hall Effect	X				
Interlock					X

SPECIFICATIONS

CONTROLLER	Enclosure	IP65 / NEMA 4X
	Power Supply	100 VAC – 240 VAC / 50/60Hz / 5A
	Control Output	5 Amps max - Prewired relay; 1 Amp per relay - Dry contact
	Display	LCD
SENSOR	Languages	English, Spanish, Portuguese
	Sensor Type	Condensate Electrode
	Cable Length	25 Feet Max. (Use of the supplied cable is required)
	Maximum Temperature	392°F / 200°C
	Maximum Pressure	250 PSI (17 BAR)
	Saturated Steam Max	210 PSI (14 BAR)
	Conductivity Range	0 to 20 $\mu\text{S}/\text{cm}$
	Cell Constant and Temp Comp	K=0.1 - 100 RTD
Materials of Construction	316 SS and PEEK	



ADVANTAGES

- Large graphical display.
- Statistics screen with relay run time.
- Battery backup.
- Five digital inputs.
- Timer #1 output supports solenoid valve or motorized valve for bleed control.

FEATURES & BENEFITS

- Easy to use.
- Can be programmed in
 - Pulse mode
 - Percent mode
 - 28 day biocide timer mode
 - Cycle mode
- Easy installation.
- Two year warranty.
- Compact size saves space and freight charges.

CONTROLS

PROGRAMMABLE INPUTS

- Drum level inputs.
- Water meter inputs.
- Hall effect input.

PROGRAMMABLE TIMERS

- Output type.
 - 28 day.
 - Pulse.
 - Percent.
 - Cycle.
- System alarm.

MICROVISION TIMER

MODEL	Panel & Flow
MVT1PA-XXX	Standard Panel and Flow Assembly
MVT1PF-XXX	Flow Assembly, No Panel
MVT1PX-XXX	No Panel and No Flow Assembly

SYSTEM OUTPUTS

Output Type	Timer 1	Timer 2	Timer 3	Timer 4	Alarm/Timer 5
	Relay 1	Relay 2	Relay 3	Relay 4	Dry Contact
28 Day		X	X	X	X
Pulse		X	X	X	X
Percent		X	X	X	X
Cycle		X	X	X	X
System Alarm					X
Programmable Inputs	Input 1	Input 2	Input 3	Input 4	Input 5
Drum Level	X	X	X	X	X
Dry Contact Water Meter	X	X	X	X	X
Hall Effect	X				
Flow					X

SPECIFICATIONS

CONTROLLER	Enclosure	IP65 / NEMA 4X
	Power Supply	90 VAC – 250 VAC / 50/60Hz / 5A
	Control Output	2 Amps max
	Display	LCD
	Languages	English
SENSOR	Maximum Temperature	122°F / 50°C
	Flow Switch Activate Flow Rate	Approx. 1 GPM / 3.78 LPM
	Materials of Construction	PVC and Glass Filled Polypropylene
	Maximum Pressure	125 PSI (8.6 BAR)

APPROVALS



WATER METERS

ADVANTAGES

- Efficient, accurate operation for potable and non-potable water applications
- Available in both totalizing & contacting head type
- Provides a dry contact or hall effect output proportional to flow
- Interface directly with both Pulsafeeder pumps and controllers
- Totalizing register dial records flow over a wide range with low head loss



TYPICAL APPLICATIONS

PLASTIC BODY - NSF 61 CERTIFIED

- Residential Water Conditioning
- Potable Water

BRASS LEAD-FREE - NSF 61 CERTIFIED

- Municipal
- Industrial
- Heat Transfer Cooling Tower
- Boiler

BRASS

- Non Potable Water



LEAD FREE BRASS CONTACTING WATER METERS - COLD WATER

- NSF/ANSI 61 Certified
- 0.25 to 160 GPM
- 0.75" to 2" NPT Connection
- 0.1 to 100 GPC



PLASTIC CONTACTING WATER METERS - COLD WATER

- NSF/ANSI 61 Certified
- .25 to 100 GPM
- 0.75" to 1.5 NPT Connection
- 0.1 to 10 GPC



BRASS CONTACTING WATER METERS - COLD WATER

- .5 to 160 GPM
- 0.75" to 2" NPT Connection
- 0.25 to 100 GPC

SPECIFICATIONS					
Multi-Jet					
Power	6mA at 12 Vdc (Hall Effect Sensor Only)				
Materials					
	Body	Plastic or Eco-brass alloy			
	Internals	Engineered thermoplastic			
	Magnet	Alnico			
	Fittings	Lead-free tail piece			
Pulse Output					
	Sensor	Totalizer Only	Reed Switch	Hall-effect Device	
	Max Current	N/A	20 mA	20 mA	
	Max Voltage	N/A	24 Vdc or Vac	24 Vdc	
Cable Length	12' (4 m) standard (2000' maximum run)				
Flow Rates - Multi-Jet (GPM)*		3/4"	1"	1.5"	2"
	Minimum	0.25	0.75	1.5	2
	Maximum	20	50	100	160

Pulse Rate	Magnetic Pointer Dial Position
10 Pulse Per Gallon (3/4" only)	x 0.01
*4 Pulse Per Gallon	x 0.1
1 Pulse Per Gallon	x 0.1
10 Gallons Per Pulse	x 1
100 Gallons Per Pulse	x 10

* A special magnet is required to achieve a rate of 4 pulses per gallon. It should be placed on the x.01 dial, with non-magnetic pointers on the remaining dials.



GALLONS PER CONTACT
0.1 to 100 GPC



PRESSURE
150 PSI (10.6 BAR)



TEMPERATURE
105° F (40° C)



ACCURACY
± 1.5% of reading

FEATURES & BENEFITS

- Sensor fastens to lens without removing top.
- Calibration plug seal wire for tamper evidence.
- Union end couplings for each service
- Factory set pulse rates.
- Changing pulse rate requires no special tools.
- Adjustable GPC (Tools required, see instruction manual for more details).

WATER METER MODELS

NSF 61 CERTIFIED LEAD FREE BRASS CONTACTING WATER METERS - COLD WATER

PART	Rating	Connection Size	Gallons Per Contact (GPC)
MTR000-G	.25- 20 GPM	.50 NPT	Totalizer / Less Reed Switch
MTR004-G	.25- 20 GPM	.50 NPT	1 GPC
MTR100-G	.25- 20 GPM	.75" NPT	Totalizer / Less Reed Switch
MTR101-G	.25- 20 GPM	.75" NPT	0.1 GPC
MTR102-G	.25- 20 GPM	.75" NPT	0.25 GPC
MTR103-G	.25- 20 GPM	.75" NPT	0.5 GPC
MTR104-G	.25- 20 GPM	.75" NPT	1 GPC
MTR107-G	.25- 20 GPM	.75" NPT	10 GPC
MTR300-G	.75- 50 GPM	1" NPT	Totalizer / Less Reed Switch
MTR301-G	.75- 50 GPM	1" NPT	0.1 GPC
MTR302-G	.75- 50 GPM	1" NPT	0.25 GPC
MTR304-G	.75- 50 GPM	1" NPT	1 GPC
MTR307-G	.75- 50 GPM	1" NPT	10 GPC
MTR310-G	.75- 50 GPM	1" NPT	100 GPC
MTR400-G	1.5 - 100 GPM	1.5" NPT	Totalizer / Less Reed Switch
MTR402-G	1.5 - 100 GPM	1.5" NPT	0.25 GPC
MTR404-G	1.5 - 100 GPM	1.5" NPT	1 GPC
MTR407-G	1.5 - 100 GPM	1.5" NPT	10 GPC
MTR410-G	1.5 - 100 GPM	1.5" NPT	100 GPC
MTR504-G	2 - 160 GPM	2" NPT	1 GPC
MTR507-G	2 - 160 GPM	2" NPT	10 GPC
MTR510-G	2 - 160 GPM	2" NPT	100 GPC

BRASS CONTACTING WATER METERS - COLD WATER

PART	Rating	Connection Size	Gallons Per Contact (GPC)
MTR004	.5 - 30 GPM	.50" NPT	1 GPC
MTR100	.5 - 30 GPM	.50" NPT	Totalizer / Less Reed Switch
MTR200	.5 - 30 GPM	.75" NPT	Totalizer / Less Reed Switch
MTR201	.5 - 30 GPM	.75" NPT	0.1 GPC
MTR202	.5 - 30 GPM	.75" NPT	0.25 GPC
MTR203	.5 - 30 GPM	.75" NPT	0.50 GPC
MTR204	.5 - 30 GPM	.75" NPT	1 GPC
MTR207	.5 - 30 GPM	.75" NPT	10 GPC
MTR210	.5 - 30 GPM	.75" NPT	100 GPC
MTR300	.75 - 50 GPM	1" NPT	Totalizer / Less Reed Switch
MTR302	.75 - 50 GPM	1" NPT	0.25 GPC
MTR304	.75 - 50 GPM	1" NPT	1 GPC
MTR307	.75 - 50 GPM	1" NPT	10 GPC
MTR310	.75 - 50 GPM	1" NPT	100 GPC
MTR400	1.5 - 100 GPM	1.5" NPT	Totalizer / Less Reed Switch
MTR404	1.5 - 100 GPM	1.5" NPT	1 GPC
MTR407	1.5 - 100 GPM	1.5" NPT	10 GPC
MTR410	1.5 - 100 GPM	1.5" NPT	100 GPC
MTR510	2 - 160 GPM	2" NPT	100 GPC



DID YOU KNOW?

Pulsafeeder offers Contacting Head Water Meters certified to NSF 61 standards in both Lead Free Brass and Plastic.

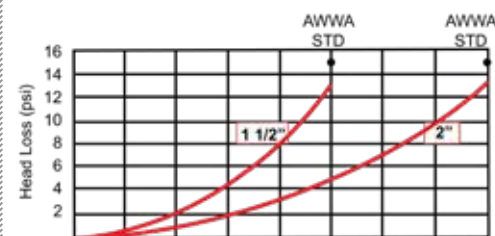
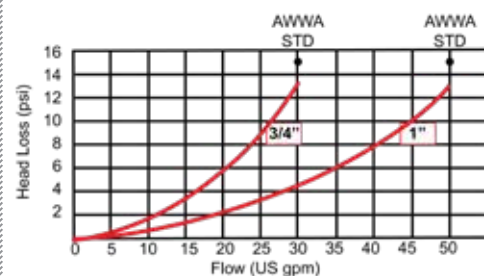
NSF 61 CERTIFIED PLASTIC CONTACTING WATER METERS - COLD WATER

PART	Rating	Connection Size	Gallons Per Contact (GPC)
MTR000-P	.25- 20 GPM	.50 NPT	Totalizer / Less Reed Switch
MTR004-P	.25- 20 GPM	.50 NPT	1 GPC
MTR100-P	.25- 20 GPM	.75" NPT	Totalizer / Less Reed Switch
MTR101-P	.25- 20 GPM	.75" NPT	0.1 GPC
MTR102-P	.25- 20 GPM	.75" NPT	0.25 GPC
MTR104-P	.25- 20 GPM	.75" NPT	1 GPC
MTR104-P-H	.25- 20 GPM	.75" NPT	1 GPC / Hall Effect Sensor
MTR104-P-L	.25- 20 GPM	.75" NPT	1 LPC
MTR107-P	.25- 20 GPM	.75" NPT	10 GPC
MTR107-P-L	.25- 20 GPM	.75" NPT	10 LPC
MTR300-P	.75- 50 GPM	1" NPT	Totalizer / Less Reed Switch
MTR301-P	.75- 50 GPM	1" NPT	0.1 GPC
MTR302-P	.75- 50 GPM	1" NPT	0.25 GPC
MTR304-P	.75- 50 GPM	1" NPT	1 GPC
MTR304-P-H	.75- 50 GPM	1" NPT	1 GPC / Hall Effect Sensor
MTR304-P-L	.75- 50 GPM	1" NPT	1 LPC
MTR307-P-L	.75- 50 GPM	1" NPT	10 LPC
MTR400-P	1.5 - 100 GPM	1.5" NPT	Totalizer / Less Reed Switch
MTR401-P	1.5 - 100 GPM	1.5" NPT	0.1 GPC
MTR402-P	1.5 - 100 GPM	1.5" NPT	0.25 GPC
MTR404-P	1.5 - 100 GPM	1.5" NPT	1 GPC
MTR404-P-H	1.5 - 100 GPM	1.5" NPT	1 GPC / Hall Effect Sensor

LEAD FREE BRASS METER REPLACEMENT PARTS

PART	Part Number	Description
	MTRSWITCH	Reed Switch
	MTRSWPTRON	Reed Switch, LC with Cable
	MTRSENSOR-HALL	Hall Effect Sensor
.75"	MTRG1-1	Lid w/ Hinge Pin
.75"	MTRG1-4	Coupling Assembly w/ Gaskets
1"	MTRG3-1	Lid w/ Hinge Pin
1"	MTRG3-2	Gasket Lens Assembly
1"	MTRG3-4	Coupling Assembly w/ Gaskets
1.5"	MTRG4-1	Lid w/ Hinge Pin
1.5"	MTRG4-2	Gasket Lens Assembly
1.5"	MTRG4-3	Internal Assembly w/ Register only available for MTR407-G
1.5"	MTRG4-4	Coupling Assembly w/ Gaskets
2"	MTRG5-1	Lid w/ Hinge Pin
2"	MTRG5-2	Gasket Lens Assembly
2"	MTRG5-5	Connection Gasket(2pcs)
.75"	MTRP3-4	Coupling Assembly w/ Gaskets for Plastic Connection
1"	MTRP1-4	Coupling Assembly w/ Gaskets for Plastic Connection
1.5"	MTRP4-4	Coupling Assembly w/ Gaskets for Plastic Connection

PRESSURE LOSS CURVE





PRESSURE
0-225 PSI (0-15 BAR)



TEMPERATURE
140° F (60° C)

ADVANTAGES

- Uses an electric actuator to open or close its mechanism.
- Suited to remote automatic flow control applications.
- Economical alternative to a solenoid valve.
- Last longer and is more reliable than standard solenoid valve.

FEATURES & BENEFITS

- Long service life.
- Manual override.
- Fast response cut-offs.
- Signal feedback.
- Compact and light weight.

APPLICATIONS

- Cooling Tower
- Industrial Water Treatment
- Water Filters & Filtration Systems
- UF Water Systems
- Purification Systems
- Smart Home Water Treatment Systems

CAPACITOR RETURN MOTORIZED BALL VALVE



*Capacitor Return
Motorized Ball Valve*



*Capacitor Return
Motorized Ball Valve
w/Terminal Block*



*Capacitor Return
Motorized Ball Valve
w/Power Cord*

MOTORIZED CAPACITOR RETURN BALL VALVES

PART	Description
12-050-00	Capacitor Return MBV, 1/2", 304SS
12-050-00-B	Capacitor Return MBV W/ Terminal Block, 1/2"
12-050-00-J	Capacitor Return MBV W/ Power Cord, 1/2"
12-050-01	Capacitor Return MBV, 3/4", 304SS
12-050-01-B	Capacitor Return MBV W/ Terminal Block, 3/4"
12-050-01-J	Capacitor Return MBV W/ Power Cord, 3/4"
12-050-02-B	Capacitor Return MBV W/ Terminal Block, 1"
12-050-02-J	Capacitor Return MBV W/ Power Cord, 1"

SPECIFICATIONS

Size	1/2" FNPT, 3/4" FNPT or 1" FNPT
Connection	NPT
Valve Body, Ball, & Stem	304 SS
Seals	Viton
Voltage	95 - 250 VAC
Torque - Max	1.5 ft lbs (2NM)
Control	On / Off
Power - Max	5W
Current	25 ± 5mA
Cycle Time	5-7 seconds
Actuator Housing	ABS
Rating	IP67
Cycle Life	70,000+
Junction Box Material	PVC
Power Cord Length	6 foot
Connection Cable	31 1/2 inches

FEATURES & BENEFITS

- Epoxy-encapsulated, UL listed coil
- Conduit connection plugs into coil
- Pilot hole in brass, not diaphragm



Standard Solenoid Valve



High Temp Solenoid Valve

STANDARD SOLENOID VALVES - 2 WAY NORMALLY CLOSED

PART	Material	MOPD- Max. Operating Press. Differential	Voltage
12-072-62	1/4" S.S. Body w/TFE Seat	150 psi MOPD at 160°F	120V/60, 110V/50
12-072-53	1/2" NPT Brass Body	0 psi min - 150 psi; 180°F	120V/60, 110V/50
12-072-54	3/4" NPT Brass Body	0 psi min - 150 psi; 180°F	120V/60, 110V/50
12-072-55	1" NPT Brass Body	0 psi min - 150 psi; 180°F	120V/60
12-072-56	1" NPT Brass Body	5 psi min - 150 psi at 180°F	120V/60, 110V/50
12-072-57	1 1/2" NPT Brass Body	0 psi min - 150 psi; 180°F	120V/60

Mfr: ASCO

HIGH TEMP SOLENOID VALVES - 2 WAY NORMALLY CLOSED

PART	Material	MOPD- Max. Operating Press. Differential	Voltage
12-048-00	1/2" Brass Body, PTFE	0 psi differential, 100 psi @ 356°F	115 VAC

SPECIFICATIONS

Seals & Discs	NBR or PTFE
Disc holder	PA
Core Tube	305 Stainless Steel
Core & Plugnut	430F Stainless Steel
Springs	302 Stainless Steel
Shading Coil	Copper
Electrical Connection	DIN (NEMA 4)
Voltage	110-120 VAC / 50-60Hz



PRESSURE
0-150 PSI (0-10 BAR)



TEMPERATURE
Up to 180° F (82° C)



PRESSURE
100 PSI (7 BAR)



TEMPERATURE
356° F (180° C)

Standard Solenoid Valves

Hi Temp Solenoid Valves

ADVANTAGES

- Long service life.
- Low internal leakage.
- Automated bleed-off.
- 2 way normally closed.
- Diaphragm.
- Internally piloted valves.
- Reliable proven design for high flows.
- Small poppet valve for tight shut off.
- Designed for neutral media such as compressed air and cooling water.
- High temperature options are available.

ADVANTAGES

- Hydrostatically tested for maximum system performance exceeding industry standards.
- Typically installed on the side stream of re-circulating systems to allow for controlled testing of coupon samples.
- Available for cool or hot water systems.
- Available options include quick release coupon holders, flow meters, y-strainers and more.



Unistrut



HDPE* Panel

* Panel color may vary

CORROSION COUPON RACKS

- Includes PVC Coupon Holder, Nylon Screw & Nut, PVC Inlet Ball Vlv, Sch. 80

PART	Piping	Description	Water Flow Meter	Valves		
				Outlet Ball	.75" Brass Gate	Flow Control
2 STATION - HDPE MOUNT - PVC PIPING						
CCR20	.75"	Standard	N	N	N	N
CCR20F5	.75"	Standard	N	N	N	5 GPM
CCR20X1X4	.75"	Max. 100 psi (7 bar) @ 130°F (54°C); Quick Release Coupon Holder	.75" hot/cold	N	N	N
CCR20X1X4X7	.75"	Max. 100 psi (7 bar) @ 130°F (54°C); Quick Release Coupon Holder	.75" hot/cold	PVC	N	N
CCR20X1X4X7X8DZ4	.75"	Max. 100 psi (7 bar) @ 130°F (54°C); 3/4" Polypropylene bowl strainer 30 mesh, Max. 150 psi at 70°F; Sample/Drain port; Quick Release Coupon Holder	.75" hot/cold	PVC	N	N
CCR2AX1X6X7	1.0"	Max. 100 psi (7 bar) @ 110°F (43°C); Quick Release Coupon Holder	1.0" cold	PVC	N	N
CCR20X1X7X8AF3	.75"	Quick Release Coupon Holder, Y Strainer	N	PVC	N	3 GPM
CCR20X1X7X8AF5	.75"	Quick Release Coupon Holder, Y Strainer	N	PVC	N	5 GPM
2 STATION - HDPE MOUNT - Clear PVC PIPING						
CCR20X4X8AX9	.75"	Max. 100 psi (7 bar) @ 130°F (54°C); Y Strainer	.75" hot/cold	N	N	N
CCR20X7X8DX9F5Z4	.75"	3/4" Polypropylene bowl strainer 30 mesh, Max. 150 psi at 70°F; Sample/Drain port	N	PVC	N	5 GPM
2 STATION - HDPE MOUNT - CPVC PIPING						
CCR20B	.75"	Standard	N	N	N	N
2 STATION - UNISTRUT MOUNT - BLACK IRON PIPING						
CCR2D	.75"	Standard	N	N	N	N
CCR20DX7F5	.75"	Standard	N	N	250 psi	5 GPM
CCR20DX7X8CF5	.75"	Y Strainer;	N	N	250 psi	5 GPM
4 STATION - HDPE MOUNT - PVC PIPING						
CCR40	.75"	Standard	N	N	N	N
CCR40X7F5	.75"	Standard	N	PVC	N	5 GPM
CCR4X1X7X8AF5	.75"	Y Strainer; Quick Release Coupon Holder	N	PVC	N	5 GPM
4 STATION - HDPE MOUNT - Clear PVC PIPING						
CCR40X1X4X7X8DX9Z4	.75"	Max. 100 psi (7 bar) @ 130°F (54°C); 3/4" Polypropylene bowl strainer 30 mesh, Max. 150 psi at 70°F; Sample/Drain port; Quick Release Coupon Holder	.75" hot/cold	PVC	N	N
4 STATION - UNISTRUT MOUNT - BLACK IRON PIPING						
CCR4D	.75"	Standard	N	N	N	N
CCR40DX7X8CF5	.75"	Y Strainer	N	N	250 psi	5 GPM

HDPE mount models with 0 after digit 4 are .25" HDPE all other HDPE are .50"

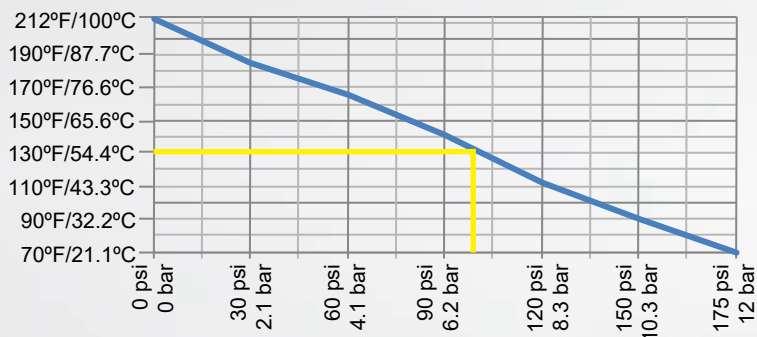
APPLICATIONS

- Cooling Tower Systems
- Once-Thru Cooling
- Closed Loop Cooling
- Boiler Water Systems

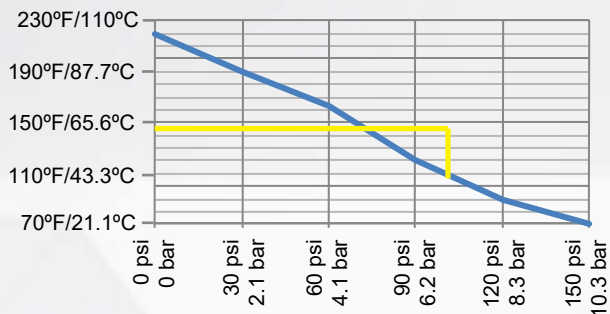
FEATURES & BENEFITS

- Schedule 80 PVC piping assembly and components for standard applications.
- Schedule 40 black iron piping assembly and components for hot water applications.
- All black iron racks are supplied on unistrut for easy installation.
- Designed to ASTM specifications.
- Wall mountable for easy installation.
- Accepts ASTM test coupons.
- Plastic pipe systems are mounted on 1/4" or 1/2" poly panel.

X4 OPTION MAX TEMP VS. PRESSURE



X6 OPTION MAX TEMP VS. PRESSURE



CORROSION RACK ACCESSORIES

COUPON RACK REPLACEMENT PARTS

PART	Description
16-756-51-1	Quick Release coupon holder with hardware
16-756-50	PVC and CPVC holder with hardware
16-756-42	Steel on black iron holder with hardware
33-022-16	3/4" hot/cold water flow meter

COUPONS FOR CORROSION COUPON RACKS & DEPOSIT MONITORS

PART	Description
03-220-10	Mild Steel
03-220-00	Copper
03-220-60	303 Stainless Steel
03-220-70	304 Stainless Steel
03-220-20	316 Stainless Steel
03-220-50	Nickel
03-221-30	Brass
03-221-40	Bronze
03-221-50	Aluminum



DID YOU KNOW?

Pulsafeeder was established in 1942.





SIMPLE INSTALLATION



EPOXY & VINYL SHAFT COATING AVAILABLE




304 SS SHAFT AND IMPELLER

MIXERS

Bracket Mount



Flange Mount



Thread Mount



BRACKET MOUNT

- Two rugged steel brackets with four stainless steel bolts for mounting on a flat surface.

THREAD MOUNT

- Provides a 2" threaded nipple for direct mounting on the bung of a supply drum or other threaded connector.

FLANGE MOUNT

- Steel flange with four stainless steel bolts for mounting the mixer directly over the shaft hole.

SPECIFICATIONS

Standard Shaft O.D and Length	1/15 horsepower	5/16" x 28"
	1/20 horsepower	5/16" x 28"
	1/4 horsepower	1/2" x 34"
	1/3 horsepower	1/2" x 36"
	1/2 horsepower	1/2" x 44"
	1 horsepower	5/8" x 48"
Shaft Motor/Coupling Mounts	Brass with Stainless Steel set screws.	
Impellers	All mounts are steel with corrosion resistant paint. All bolts are 18/8 Stainless Steel.	
	Impeller sizes vary with each horsepower motor to provide maximum mixing action with each model.	

MIXERS

BRACKET MOUNT

Motor Type	PART	Description	HP	Shaft Length
Totally Enclosed	42747	115V ONLY	1/15	28"
	42844	115V / Prewired	1/2	36"
Air Open	J64080	230V/50Hz / Vinyl Coated	1/2	36"
	42779	115V/230V/60Hz / Vinyl Coated	1/2	44"

CLAMP MOUNT

Motor Type	PART	Description	HP	Shaft Length
Totally Enclosed	42738	115V/230/60Hz	1/4	34"
Fan Cooled	42737	115V/230/60Hz	1/2	44"

FLANGE MOUNT

Motor Type	PART	Description	HP	Shaft Length
Totally* Enclosed Air Over	J64013	115V / Prewired	1/20	24"
	J64027	115V / Vinyl Coated & Prewired	1/20	24"
	J64027-2	115V / Vinyl Coated & Prewired	1/20	20"
	42748	115V	1/20	28"
	42753	115V / Prewired	1/20	28"
	42821	115V / Vinyl Coated & Prewired	1/20	28"
Totally Enclosed Fan Cooled	42827	230V/50Hz / Prewired	1/20	28"
	J64017	230V/50Hz / Vinyl Coated & Prewired	1/20	28"
	J42898	230V/60Hz / Prewired (UK)	1/20	28"

THREAD MOUNT

Motor Type	PART	Description	HP	Shaft Length
Open	42729	115V / Prewired	1/3	36"

WHEN MIXING SODIUM HYPOCHLORITE, ORDER VINYL SHAFT COATING.

For explosion proof motor consult factory.

* Use only Tank Model 40365 or J40366 with 1/20 hp Mixers.

SPECIFICATIONS

Motor Horsepower	1/15 HP	1/20 HP	1/4 HP	1/3 HP	1/2 HP	1 HP
RPM	1550	1550	1725	1725	1725	1725
Type	Totally Enclosed	Totally Enclosed	Totally Enclosed	Open	Totally Enclosed	Totally Enclosed
Voltage	115V	115V / 230V	115V / 230V	115V / 230V	115V / 230V / 50Hz	115V
Amperage	2.9	1.9 / 0.75	5.6 / 2.8	6.8 / 3.4	9.6 / 4.6	13.6
Motor Design	Shaded Pole	Split Phase Ball Bearing Non Ventilated	Split Phase Ball Bearing	Split Phase Sleeve Bearing	Split Phase Ball Bearing	Split Bearing Ball Bearing

MOTOR TYPES OPEN

- 1/3 horsepower motors are 1725 rpm, 115 volt, 60 cycle, split phase, sleeve bearing. 1.5 horsepower motors are 1725 rpm, 115/230 volt, 60 cycle, capacitor start, sleeve bearing.

TOTALLY ENCLOSED

- Two types of totally enclosed motors, fan cooled or air over. Depending on model, horsepower ranges from 1/15 to 1.5, with rotational speeds ranging from 1550 to 1725 rpm, 115 volt, 60 cycle, ball bearing, shaded pole.

PREWIRED

- 6', 3 wire 18 gauge SJ cord and plug installed at factory.

VINYL COATED

- Special vinyl corrosion resistant coating for stainless steel impeller and shaft required for sodium hypochlorite.



SOLUTION TANKS

ADVANTAGES

- Rugged line of tanks designed to fit most solution handling needs
- All tanks are constructed of polyethylene (PE)
- Come in a variety of sizes



LIGHT DUTY LINEAR TANKS

- Sizes from 15 to 75 gallons.
- 15 Gallon - translucent, 5 gal increments, child resistant cap.
- 30 Gallon - HDPE cream.
- 40 Gallon - HDPE white.
- 75 Gallon - HDPE black, integral molded top, 4 in. diameter opening.



HEAVY DUTY TAPERED TANKS

- Sizes from 35 and 50 gallons.
- 5 gallon graduations.
- Rigid covers allow top mounting of Chem-Tech 100 and most PULSAtron pumps.
- 1/20 HP Flange Mount Mixers may be mounted on the cover.



INDUSTRIAL DUTY TANK SYSTEMS

- Tanks and covers - translucent.
- Tank stands - Heavy gauge steel with a black corrosion resistant finish.
- Base for pump mounting under tank prevents loss of prime by maintaining a flooded suction.
- Completely piped with PVC bulkhead, ball valve, y-strainer and suction tubing.
- Graduation increments in both gallons and liters.

LIGHT DUTY LINEAR / HEAVY DUTY TAPERED TANKS

LIGHT DUTY						Stand Options			PART
Size Gallons	Height Tank Only	Dia at Base	Dia at Top	Wall	Material	Series 100	Series C, C+, A+ & E*	Series E+ & E (LE33, LE34 & LE44)	
15	25"	14.5"	14.5"	0.078"	PE Translucent		J39373	J39378	40375
30	32"	18.5"	18.5"	0.094"	HDPE		J39374	J39379	J40360
40	41.3"	18.5"	18.5"	0.094"	HDPE				
75	41.75"	24.25"	24.25"	0.125"	HDPE	39324	J39377	J39382	J40362
HEAVY DUTY									
Size Gallons	Height Tank Only	Dia at Base	Dia at Top	Wall	Material	Series 100	Series C, C+, A+ & E*	Series E+ & E (LE33, LE34 & LE44)	PART
35	28"	20"	23"	0.125"	HDPE		J39375		40365
50	42.5"	18.5"	23"	0.125"	HDPE	39321		J39379	J40366

* Note: All Series E pumps except (LE33, LE34 & LE44)

HEAVY WALL

Size Gallons	Height Tank Only	Dia at Base	Dia at Top	Wall Thk.	Material	Lid / Cover Type	Pump Mounting Options	PART
30	21.75"	21"	24.5"	0.25"	PE	Rigid PE Cover	Cover Mount	42400
55	33.75"	21"	24.5"	0.25"	Translucent			42401

INDUSTRIAL

Size Gallons	Height Tank Only	Dia at Base	Dia at Top	Wall Thk	Material	Lid / Cover Type	Pump Mounting	PART
30	32"	18"	21"	0.25"	PE Translucent	FRP w/ White Gelcoat	Base Mount	
55	32"	24"	27"	0.25"				42396
100	37"	30"	33"	0.31"				42397
150	54"	30"	33"	0.31"				42398
200	56"	34"	34"	0.31"				42399

DOUBLE WALL CONTAINMENT TANKS

- Designed for chemical feed and water treatment applications.
- Standard access openings and threaded connections.
- Ready to place in service as equipped.
- Meet or exceed the EPA's requirements for secondary containment under 40-CFR 264.175.
- Standard Openings- 8" (16" on 300 gal.-up) Twist Lid, 2" & 1" female NPT top connections (plugged).
- Dual wall with fill top and pump mount pad.



DOUBLE WALL CONTAINMENT TANK

Size Gallons	Height	Diameter	Material	Lid / Cover Type	Pump Mounting Options	PART
20	23"	23.25"	Blue PE	8" Fill Cap	Top Mount	42404
62	38.25"	25"				42406
120	47"	32"				42407
220	47"	48"				42408
300	60"	48"				42409
500	61"	60"	16" Fill Cap	42410		

INTEGRATED TANK SYSTEMS

- High density UV resistant translucent polyethylene (PE).
- 15 gallon capacity with 5 gal increments.
- Low level indicator allows visual monitoring of chemicals without opening the tank.
- Tight fitting child proof lid keeps the chemical free of contaminants and protects the surrounding area from chemical fumes.
- System consists of chemical tank with lid, bulkhead fittings, liquid level indicator, float assembly and feeder mounting hardware.



TANK, STAND & FEED PUMP TANK SYSTEMS

- Complete compact feed system with from 7.5 up to 15 gallon capacity.
- Tank and metering pump both mount on a common, fitted base for a precise, secure installation.
- The 15 gallon tank has a low level indicator that allows visual monitoring of supply without opening the tank.



ITS TANK SYSTEMS

Pump Type	Pump Series	Housing	Tube Conn. Size	PART
Chem-Tech	Series 100	NA	1/4"	J63063
			1/2"	J40490
PULSAtron	"1" or "J" conn.	Series A+, C, C+, E (except below)	3/8"	J40492
	"1" or "J" conn.	E (LE33-44) and E+	3/8"	J40495

TSF TANK SYSTEMS

Pump Type	Pump Series	Tube Conn. Size	PART
Chem-Tech	Series 100	1/2"	J40442
		3/8"	J40443
PULSAtron	"A" conn.	1/2"	J40444
	#1 conn.	3/8"	J40445
	"J" conn.	5/16"	J40482





PRESSURE
120 PSI (8 BAR) MAX



CALIBRATED
GPM / LPM



INLET PRESSURE
230 PSI (16 BAR) MAX



OUTLET PRESSURE
7 - 87 PSI (.5 - 6 BAR)

FLOW METER

ADVANTAGES

- Easy to install.
- Easy to maintain.
- Easy to read numbering.
- Durable acrylic construction at economical prices.
- Ideal for simple flow measurement applications.
- Economical to a digital flow meter.



FLOW METERS

PART	Description
33-022-16	Water Flow Meter 3/4" 1-10GPM; ABS Float and Guide Rods
33-023-02	Water Flow Meter 1/2" 0.5-5GPM; SS Float and Guide Rods
33-023-03	Water Flow Meter 3/4" 0.5-5GPM; SS Float and Guide Rods
33-023-04	Water Flow Meter 1/2" 0.2-2GPM; SS Float and Guide Rods

PRESSURE REDUCING VALVE

ADVANTAGES

- Set the outlet pressure while protecting the system from excessive pressure of the supply side.
- Avoid pressurization damage.
- Reduce water consumption.
- Easy to set pressure indicator reduces a need for a pressure gauge.



PRESSURE REDUCING VALVE

PART	Description
12-050-13	Lead Free Brass Pressure Reducing Valve

SPECIFICATIONS

Maximum Pressure Reduction	6:1 - Ratio to Outlet Pressure
Thread	1" Female NPT
Body	Lead Free Brass
Optical	Pressure Gauge 1/4" Connection
Weight	1.1 lbs

BACK PRESSURE VALVE

ADVANTAGES

- Enhances the performance of chemical feed system by eliminating varying dosage rates caused by fluctuating downstream pressure.
- Applies positive discharge pressure to prevent siphoning.



SPECIFICATIONS

	Valve Material		
	PVC	PVDF	Metal SS
Max. Temperature	140°F	280°F	300°F
Diaphragm Material	.PTFE / EPDM		

BACK PRESSURE VALVE

Flow Rate @ 150 psi

PART	Size NPT	Material	Flow Rate @ 150 psi	
			Pulsating	Continuous
NA200001-PVC	.5"	PVC / TFE	100 USgph	15 USgpm
NA200001-PVD	.5"	PVD / TFE		
NA200001-316	.5"	SS / TFE		
NA200002-PVC	1"	PVC / TFE	500 USgph	26 USgpm
NA200002-316	1"	SS / TFE		
NA200003-PVC	1.5"	PVC / TFE	1200 USgph	63 USgpm
NA200003-PVD	1.5"	PVD / TFE		



MAX PRESSURE AT 70°F
375 PSI (Plastic/Noryl)
2000 PSI (Metal/Metal)



PRESSURE RELIEF ADJUSTMENT
10-150 PSI (.7-10 BAR)
10-250 PSI (.7-17 BAR Stainless)

WALL MOUNT BRACKET

ADVANTAGES

- Mount on a wall or other vertical support in applications where it is necessary to have the pump mounted above a tank or drum.
- Makes installation simple.



Steel Side Mount



Steel Forward Mount

WALL MOUNT BRACKET ASSEMBLIES

PART	Mount	Max Pump Weight	Description
L9908200-000	Side	22 lbs	ABS Plastic
L9902700-000		50 lbs	12 Gauge Stainless Steel
L9911600-STL	Forward	50 lbs	14 Gauge Steel/Black Epoxy Coat Finish

SIDE MOUNT FEATURES & BENEFITS

- Heavy duty ABS plastic or 12 gauge stainless steel.
- Universal pump mount.
- Mounting hardware included.
- Stainless steel pre-drilled.

FORWARD MOUNT FEATURES & BENEFITS

- 14 Gauge steel with black epoxy coat finish.
- Pre-drilled.





VISCOSITY RANGE
UP TO 1000 cSt



WORKS WITH PULSATRON
0.25 to 1.85 GPH
0.95 to 7.0 LPH

LOW FLOW METER

ADVANTAGES

- Excellent precision and versatility
- Rugged construction
- +/-2% accuracy (calibrated)
- Approximate Pulses/Liter (water): 572
- Integrates into MicroVision EX through Hall Effect (K factor) water meter inputs for calibrated results
- Water Meter plots available on PULSAlink, helps water treaters adhere to required local compliance requirements



LOW FLOW METER

PART	Description
MTRGEAR-LF-KIT	Gear Low Flow Meter
MTRGEAR-LF-KIT-EX	Gear Low Flow Meter ordered with MicroVision EX



PRESSURE
100 or 200 PSI (7 to 14 BAR)

PRESSURE GAUGE



ADVANTAGES

- Liquid filled pressure gauge.
- Brass or Stainless Steel.
- 0.25" bottom or back connections.

PRESSURE GAUGE

BOTTOM CONNECTION

PART	Description
12-130-04	Face 2", 100 PSI, Liquid Fill, 1/4" Brass Bottom Connection
12-130-05	Face 2", 100 PSI, Liquid Fill, 1/4" SS Bottom Connection
12-130-06	Face 2", 200 PSI, Liquid Fill, 1/4" Brass Bottom Connection
12-130-07	Face 2", 200 PSI, Liquid Fill, 1/4" SS Bottom Connection
12-130-08	Black Steel Face 2", 100 PSI, Liquid Fill, 1/4" Brass Bottom Connection
12-130-09	Black Steel Face 2", 200 PSI, Liquid Fill, 1/4" Brass Bottom Connection

BACK CONNECTION

PART	Description
12-130-10	Face 2", 100 PSI, Liquid Fill, 1/4" Brass Back Connection
12-130-11	Face 2", 100 PSI, Liquid Fill, 1/4" SS Back Connection
12-130-12	Face 2", 200 PSI, Liquid Fill, 1/4" Brass Back Connection
12-130-14	Black Steel Face 2", 100 PSI, Liquid Fill, 1/4" Brass Back Connection
12-130-15	Black Steel Face 2", 200 PSI, Liquid Fill, 1/4" Brass Back Connection

ADVANTAGES

- Available in sizes .75 in. and 1.0 in.
- Available in both NPT (male) and AWWA (male) pipe connection.
- Nozzle may be extended for injection near the center of a large main for more effective chemical dispersion.
- Nozzle assembly may be withdrawn and the corporation stop closed without interrupting the use of the main.



PRESSURE
150 PSI Max (10 BAR)

FEATURES & BENEFITS

- PVC or CPVC nozzles.
- Reduced lead compliant corporation stop.
- 7 3/4" (196mm) nozzle insertion depth.
- Stainless steel safety cable.

CORPORATION STOPS

Reduced Lead Compliant PART	Thread	Description
J61462-LF	3/4" AWWA	w/ PVC Nozzle Assy
J61135-LF	3/4" NPT	
J61136-LF	1" AWWA	
J61191-LF	1" NPT	
J61462-C-LF	3/4" AWWA	w/ CPVC Nozzle Assy
J61135-C-LF	3/4" NPT	
J61136-C-LF	1" AWWA	
J61191-C-LF	1" NPT	

SPECIFICATIONS

PART	Injection Pipe		Injection Valve Connection	Connection to Main	Material
	Diameter	Length			
J61462-LF	.38 in (9.5 mm)	18 in	.5 NPT (female)	.75 AWWA (male)	PVC
J64162-C-LF				CPVC	
J61135-LF				.75 NPT (male)	PVC
J61135-C-LF				CPVC	
J61136-LF	.50 in (12.7 mm)	7.5 in		1.0 AWWA (male)	PVC
J61136-C-LF				CPVC	
J61191-LF				1.0 NPT (male)	PVC
J61191-C-LF				CPVC	



DID YOU KNOW?

Pulsafeeder's Corporation Stops adhere to the Reduction of Lead In Drinking Water Act used in contact with potable water.





PRESSURE
Up to 150 PSI (10 BAR)

FEATURES & BENEFITS

- Quick installation.
- In-line maintenance.
- Bodies in a full range of chemical resistant materials.
- Bladders for even the most corrosive applications.



DID YOU KNOW?

Pulsation Dampeners improve pump system efficiency by removing pulsating flows from positive displacement pumps, insuring a smooth and continuous fluid flow and metering accuracy, eliminating pipe vibration and protecting gaskets and seals.

PULSATION DAMPENER

ADVANTAGES

- Produces near steady fluid flow.
- 99% pulsation and vibration free.
- Protects pumping systems form pulsation hammer, vibrations, and more.
- Improves pump system efficiency by removing pulsating flows from positive displacement pumps.
- Insures a smooth and continuous fluid flow and metering accuracy.
- Eliminates pipe vibration and protects gaskets and seals.
- Results in a longer lasting safer system.



SPECIFICATIONS

Body Materials	Pressure Rating at Ambient Temperature	Temperature Range
Polypropylene	Up to 150 PSI (10 BAR)	-200 F to +2500 F (-290 C to +1210 C)
PVC		
PVDF		
316 SS		-600 F to +4000 F (-510 C to +2040 C)
Bladder Compound	Applications	Temperature Limits
EPDM	Use in extreme cold; good chemical resistance with ketones, caustics	-600 F to +2800 F (-510 C to +1370 C)
CSPE	Excellent abrasion resistance; good in aggressive acid applications	-200 F to +2750 F (-290 C to +1350 C)
Viton	Use in hot & aggressive fluids; good with aromatics, solvents, acids and oils	-100 F to +3500 F (-230 C to +1760 C)
PTFE	Bellows design; excellent flex life; use with highly aggressive fluids	+400 F to +2200 F (+40 C to +1040 C)

Viton is a registered trademark of E.I. DuPont Company

150 PSI PULSATION DAMPENERS - CHARGEABLE

Volume	Body	Bladder	Connection	PART	Volume	Body	Bladder	Connection	PART
10 cubic inches	POLY	EPDM	3/8" FNPT	NA601038-FPPE	370 cubic inches	POLY	EPDM	2" FNPT	NA637020-FPPE
		CSPE	3/8" FNPT	NA601038-FPPC			CSPE	2" FNPT	NA637020-FPPC
		TFE	3/8" FNPT	NA601038-FPPT			TFE	2" FNPT	NA637020-FPPT
		Viton	3/8" FNPT	NA601038-FPPV			Viton	2" FNPT	NA637020-FPPV
		CSPE	1/2" FNPT	NA601050-FPPC		PVDF	EPDM	2" FNPT	NA637020-PVDE
		TFE	1/2" FNPT	NA601050-FPPT			CSPE	2" FNPT	NA637020-PVDC
	Viton	1/2" FNPT	NA601050-FPPV	TFE			2" FNPT	NA637020-PVDT	
	Viton	1/2" FNPT	NA601050-PVCT	Viton			2" FNPT	NA637020-PVDV	
	PVC	TFE	1/2" FNPT	NA601050-PVCT		316 SS	EPDM	2" FNPT	NA637020-316E
		Viton	1/2" FNPT	NA601050-PVCV			CSPE	2" FNPT	NA637020-316C
	PVDF	EPDM	3/8" FNPT	NA601038-PVDE			TFE	2" FNPT	NA637020-316T
		CSPE	3/8" FNPT	NA601038-PVDC			Viton	2" FNPT	NA637020-316V
		TFE	3/8" FNPT	NA601038-PVDT		POLY	CSPE	3/4" FNPT	NA603675-FPPC
		Viton	3/8" FNPT	NA601038-PVDV			TFE	3/4" FNPT	NA603675-FPPT
	316 SS	EPDM	3/8" FNPT	NA601038-316E			Viton	3/4" FNPT	NA603675-FPPV
		CSPE	3/8" FNPT	NA601038-316C			PVDF	EPDM	3/4" FNPT
Viton		3/8" FNPT	NA601038-316V	CSPE	3/4" FNPT	NA603675-PVDC			
85 cubic inches		POLY	CSPE	3/4" FNPT	NA608575-FPPC	TFE		3/4" FNPT	NA603675-PVDT
	Viton		3/4" FNPT	NA608575-FPPV	Viton	3/4" FNPT		NA603675-PVDV	
	PVDF	EPDM	3/4" FNPT	NA608575-PVDE	316 SS	EPDM	3/4" FNPT	NA603675-316E	
		CSPE	3/4" FNPT	NA608575-PVDC		CSPE	3/4" FNPT	NA603675-316C	
TFE		3/4" FNPT	NA608575-PVDT	TFE		3/4" FNPT	NA603675-316T		
Viton		3/4" FNPT	NA608575-PVDV	Viton		3/4" FNPT	NA603675-316V		
316 SS	EPDM	3/4" FNPT	NA608575-316E	175 cubic inches	POLY	EPDM	2" FNPT	NA617520-FPPE	
	CSPE	3/4" FNPT	NA608575-316C			CSPE	2" FNPT	NA617520-FPPC	
	Viton	3/4" FNPT	NA608575-316V			TFE	2" FNPT	NA617520-FPPT	
PVDF	EPDM	2" FNPT	NA617520-PVDE			Viton	2" FNPT	NA617520-FPPV	
	CSPE	2" FNPT	NA617520-PVDC		PVDF	EPDM	2" FNPT	NA617520-PVDE	
	TFE	2" FNPT	NA617520-PVDT			CSPE	2" FNPT	NA617520-PVDC	
	Viton	2" FNPT	NA617520-PVDV			TFE	2" FNPT	NA617520-PVDT	
316 SS	EPDM	2" FNPT	NA617520-316E			Viton	2" FNPT	NA617520-PVDV	
	CSPE	2" FNPT	NA617520-316C		316 SS	EPDM	2" FNPT	NA617520-316E	
	TFE	2" FNPT	NA617520-316T			CSPE	2" FNPT	NA617520-316C	
	Viton	2" FNPT	NA617520-316V			TFE	2" FNPT	NA617520-316T	
			Viton			2" FNPT	NA617520-316V		

Specifications: 150 PSI Maximum Pressure



VERTICALLY INTEGRATED PRODUCTION PROCESS



SALES TOOLS

LITERATURE

PULSAFEEDER.COM/LITERATURE

WEBSITE

PULSAFEEDER.COM

VIDEOS

PULSAFEEDER.COM/VIDEOS



27101 AIRPORT ROAD · PUNTA GORDA, FL 33982

PH: 941.575.3800 · FAX: 941.575.4085

PULSAFEEDER.COM

CAT001 I22



AN ISO 9001 CERTIFIED COMPANY



sales@watertreatmentsupply.com
Office: 954-772-2129
www.watertreatmentsupply.com